



Spare Parts

LKH Centrifugal Pump

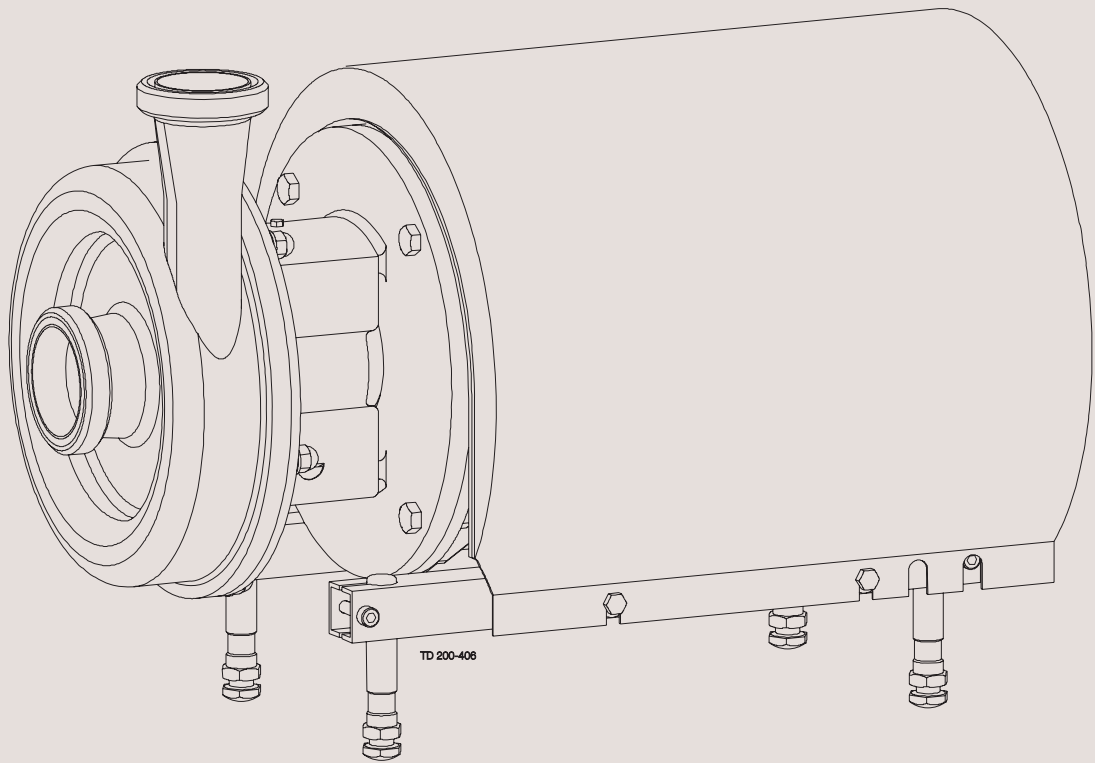


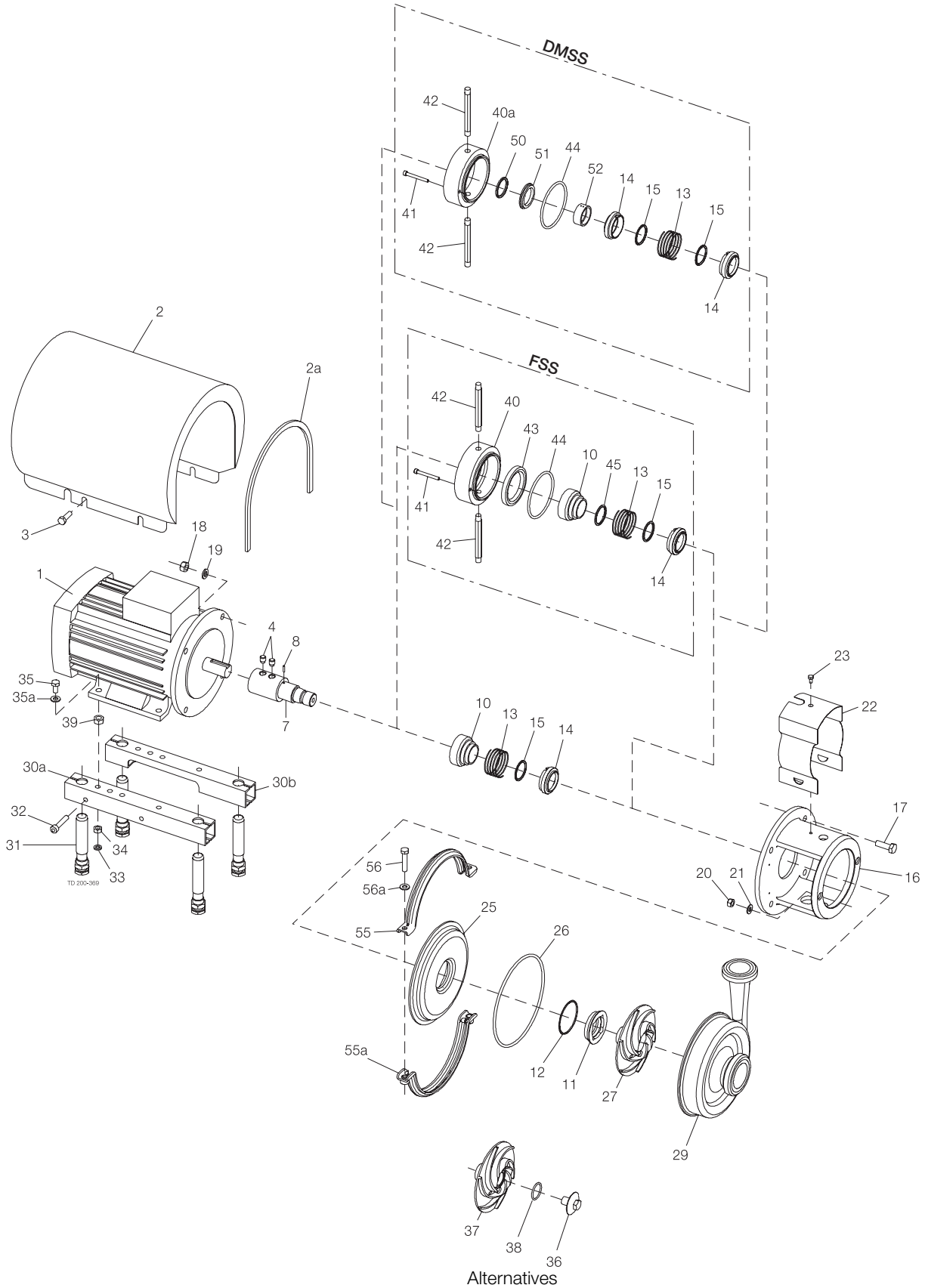
Table of contents

The information herein is correct at the time of issue but may be subject to change without prior notice

1. LKH-5 Centrifugal Pump Single, Flushed and Double Mechanical Shaft Seal	4
2. LKH-10 Centrifugal Pump Single, Flushed and Double Mechanical Shaft Seal	8
3. LKH-15 Centrifugal Pump Single, Flushed and Double Mechanical Shaft Seal	12
4. LKH-20 Centrifugal Pump Single, Flushed and Double Mechanical Shaft Seal	16
5. LKH-25 Centrifugal Pump Single, Flushed and Double Mechanical Shaft Seal	22
6. LKH-35 Centrifugal Pump Single, Flushed and Double Mechanical Shaft Seal	26
7. LKH-40 Centrifugal Pump Single, Flushed and Double Mechanical Shaft Seal	30
8. LKH-45 Centrifugal Pump Single, Flushed and Double Mechanical Shaft Seal	36
9. LKH-50 Centrifugal Pump Single, Flushed and Double Mechanical Shaft Seal	40
10. LKH-60 Centrifugal Pump Single, Flushed and Double Mechanical Shaft Seal	46
11. LKH 5-60 Centrifugal Pumps, Shaft Seals	52
12. LKH-70 Centrifugal Pump Single, Flushed and Double Mechanical Shaft Seal	54
13. LKH-80 Centrifugal Pump Single, Flushed and Double Mechanical Shaft Seal	58
14. LKH-85 Centrifugal Pump Single, Flushed and Double Mechanical Shaft Seal	62
15. LKH-90 Centrifugal Pump Single, Flushed and Double Mechanical Shaft Seal	68
16. LKH-70, LKH-80, LKH-85 and LKH-90 Centrifugal Pump, Shaft Seal	72

LKH-5 Centrifugal Pump Single, Flushed and Double Mechanical Shaft Seal

DMSS = Double Mechanical Shaft Seal. FSS = Flushed Shaft Seal



LKH-5 Centrifugal Pump Single, Flushed and Double Mechanical Shaft Seal

Pos	Qty	Denomination	0.75kW	1.1kW	1.5kW	2.2kW
1	1	Motor, ABB **	9612-4028-38	31801-2062-1	31801-1982-1	31801-1983-1
	1	Motor, ABB ***	9612-4028-39	31801-2062-2	31801-1982-2	31801-1983-2

** 3 ~, 50 Hz, 220-240VΔ/380-420VY - Standard
3 ~, 60 Hz, 250-280VΔ/440-480VY - Standard

*** 3 ~, 50 Hz, 380-420VΔ/660-690VY - Option
3 ~, 60 Hz, 440-480VΔ - Option

Pos	Qty	Denomination	0.75-1.1 kW	1.5-2.2 kW
3	4	Screw	9611-99-3240	9611-99-3240
2	1	Shroud	9612-1390-26	9612-1390-01
2a	1	Edge list, (included in pos.2)		
4	2	Screw	9612-5875-01	9612-5875-02
7	1	Shaft and pin (pos.8)	9612-5881-01	9612-5882-01
8	1	Connex pin	9611-99-0622	9611-99-0622
10	1	Drive ring, Single shaft seal plast	9612-1377-01	9612-1377-01
	1	Drive ring, Single shaft seal steel	9612-9268-01	9612-9268-01
	1	Drive ring, Flushed shaft seal	9612-1397-01	9612-1397-01
16	1	Adaptor	9612-5879-01	9612-5879-01
17	4	Screw for adaptor	9611-99-2161	9611-99-2161
18	4	Nut for adaptor	9611-99-0353	9611-99-0353
19	4	Washer for adaptor	9611-99-1887	9611-99-1887
20	2	Nut	9611-99-0360	9611-99-0360
21	2	Washer	9611-99-1831	9611-99-1831
22	1	Safety guard	9612-5939-01	9612-5939-01
23	1	Screw for safety guard	9611-99-3239	9611-99-3239
25	1	Back plate	9612-1384-28	9612-1384-28
26	1	O-ring, EPDM, (standard)	9611-99-3560	9611-99-3560
	1	O-ring, NBR	9611-99-3561	9611-99-3561
	1	O-ring, FPM	9611-99-3562	9611-99-3562
	1	O-ring, FEP	9611-99-3563	9611-99-3563
27	1	Impeller	9612-5876-01	9612-5876-01
29	1	Pump casing, IDF	9612-4924-25	9612-4924-25
	1	Pump casing, SMS	9612-4924-26	9612-4924-26
	1	Pump casing, DIN	9612-4924-27	9612-4924-27
	1	Pump casing, ISO	9612-4924-28	9612-4924-28
	1	Pump casing, BS	9612-4924-29	9612-4924-29
	1	Pump casing, DS	9612-4924-30	9612-4924-30
	1	Pump casing, flange	9612-1380-14	9612-1380-14
55	1	Upper clamp	9612-5895-02	9612-5895-02
55a	1	Lower clamp	9612-5896-02	9612-5896-02
56	2	Screw	9611-99-1126	9611-99-1126
56a	2	Spring washer	9611-99-1831	9611-99-1831
Legs				
30a	1	Support bar, right	9612-1322-01	9612-1322-01
30b	1	Support bar, left	9612-1323-01	9612-1323-01
31	4	leg	9612-3967-01	9612-3967-01
32	4	Screw	9611-99-1126	9611-99-1126
33	4	Nut	9611-99-0360	9611-99-0360
34	4	Spring washer	9611-99-1888	9611-99-1888
35	4	Screw	9611-99-3606	9611-99-3241
35a	4	Washer	9611-99-1831	
39	4	Nut	9611-99-0587	
Alternatives				
36	1	Impeller screw	9612-3627-01	9612-3627-01
37	1	Impeller for impeller screw	9612-5876-02	9612-5876-02
38	1	O-ring, EPDM	9611-99-2750	9611-99-2750
	1	O-ring, NBR	9611-99-2751	9611-99-2751
	1	O-ring, FPM	9611-99-2752	9611-99-2752
	1	O-ring, FEP	9611-99-3539	9611-99-3539

Pos	Qty	Denomination	0.75-2.2 kW
-----	-----	--------------	-------------

Parts for Flushed Shaft Seal

40	1	Seal housing	9612-1339-01
41	2	Screw for seal housing	9611-99-0203
42	2	Tube	9612-3589-01

Parts for Double Mechanical Shaft Seal

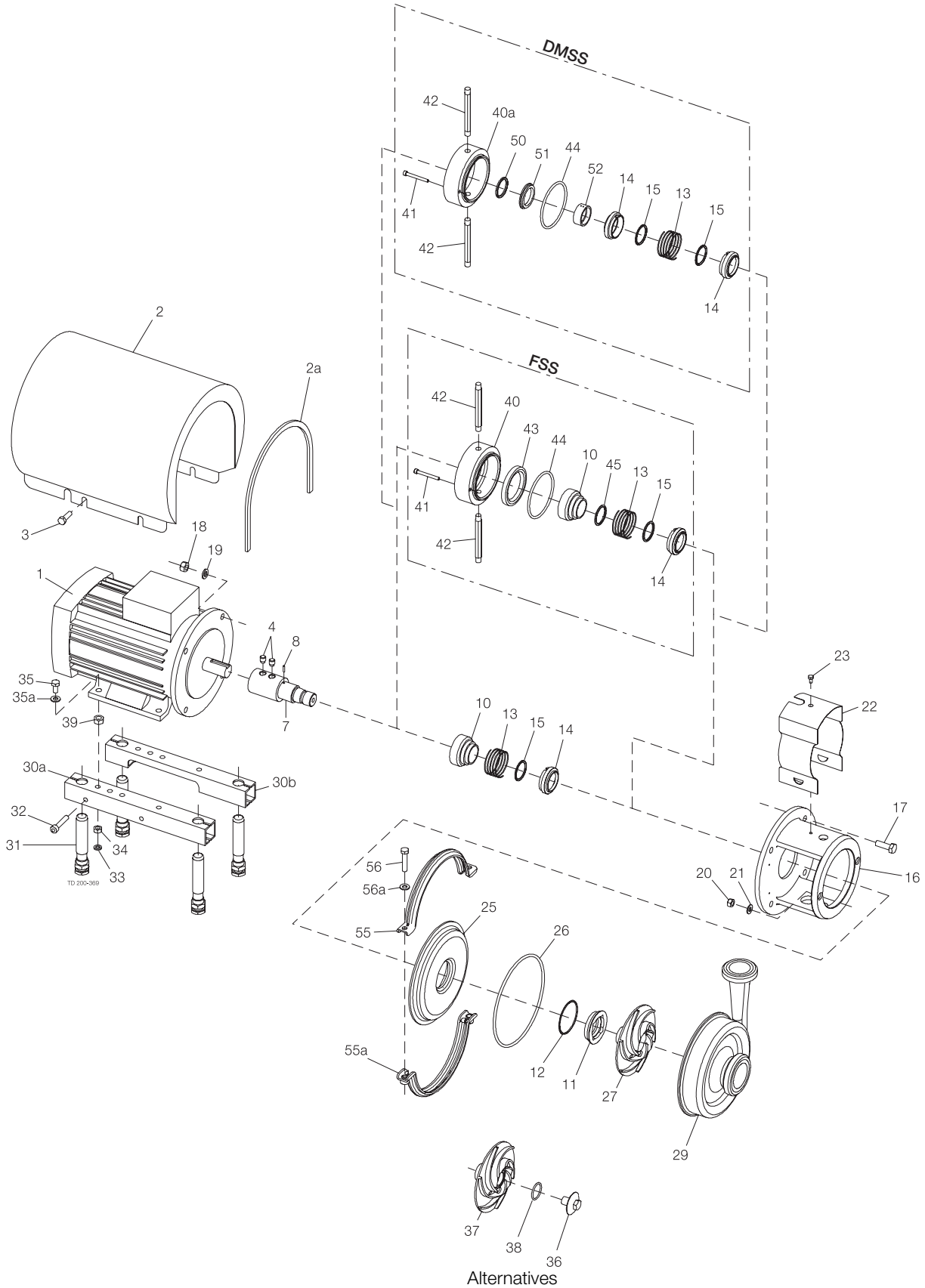
40a	1	Seal housing	9612-1339-02
41	2	Screw for seal housing	9611-99-0203
42	2	Tube	9612-3589-01

Accessories

1	1	Tool complete	9612-9036-01
---	---	---------------	--------------

LKH-5 Centrifugal Pump Single, Flushed and Double Mechanical Shaft Seal

DMSS = Double Mechanical Shaft Seal. FSS = Flushed Shaft Seal



LKH-5 Centrifugal Pump Single, Flushed and Double Mechanical Shaft Seal

Surface roughness, product wetted parts: Ra ≤ 0.8 µm

Pos	Qty	Denomination	0.75-1.1 kW	1.5-2.2 kW
25	1	Back plate	9612-1384-30	9612-1384-30
27	1	Impeller	9612-5876-05	9612-5876-05
29	1	Pump casing, IDF	9612-4925-25	9612-4925-25
	1	Pump casing, SMS	9612-4925-26	9612-4925-26
	1	Pump casing, DIN	9612-4925-27	9612-4925-27
	1	Pump casing, ISO	9612-4925-28	9612-4925-28
	1	Pump casing, BS	9612-4925-29	9612-4925-29
	1	Pump casing, DS	9612-4925-30	9612-4925-30

Alternatives

36	1	Impeller screw	9612-3627-03	9612-3627-03
37	1	Impeller for impeller screw	9612-5876-06	9612-5876-06

C/SIC SIC/SIC

Service kit for single shaft seal

Service kit, EPDM (Std.)	□	9611-92-2302	❖	9611-92-2522
Service kit, NBR	□	9611-92-2303	❖	9611-92-2523
Service kit, FPM	□	9611-92-2304	❖	9611-92-2524
Service kit, FEP	□	9611-92-2305	❖	9611-92-2525

Service kit for single shaft seal and impeller screw

Service kit, EPDM (Std.)	◆	9611-92-2306	◇	9611-92-2526
Service kit, NBR	◆	9611-92-2307	◇	9611-92-2527
Service kit, FPM	◆	9611-92-2308	◇	9611-92-2528
Service kit, FEP	◆	9611-92-2309	◇	9611-92-2529

Service kit for flushed shaft seal

Service kit, EPDM (Std.)	○	9611-92-2310	■	9611-92-2530
Service kit, NBR	○	9611-92-2311	■	9611-92-2531
Service kit, FPM	○	9611-92-2312	■	9611-92-2532
Service kit, FEP	○	9611-92-2313	■	9611-92-2533

Service kit for flushed shaft seal and impeller screw

Service kit, EPDM (Std.)	★	9611-92-2314	⊕	9611-92-2534
Service kit, NBR	★	9611-92-2315	⊕	9611-92-2535
Service kit, FPM	★	9611-92-2316	⊕	9611-92-2536
Service kit, FEP	★	9611-92-2317	⊕	9611-92-2537

Service kit for double mechanical shaft seal C/SIC

Service kit, EPDM (Std.)	△	9611-92-2318	⊗	9611-92-2538
Service kit, NBR	△	9611-92-2319	⊗	9611-92-2539
Service kit, FPM	△	9611-92-2320	⊗	9611-92-2540
Service kit, FEP	△	9611-92-2321	⊗	9611-92-2541

Service kit for double mechanical shaft seal and impeller screw

Service kit, EPDM (Std.)	▲	9611-92-2322	●	9611-92-2542
Service kit, NBR	▲	9611-92-2323	●	9611-92-2543
Service kit, FPM	▲	9611-92-2324	●	9611-92-2544
Service kit, FEP	▲	9611-92-2325	●	9611-92-2545

Parts marked with □◆○★△▲❖◇■⊗⊕ are included in the service kits.

Recommended Spare Parts: Service kits.

Shaft seal: See page 52

Conversion kit, single to flushed shaft seal EPDM C/SIC 9611-92-2042 = Pos. 10+40b+41+42+43+44+45

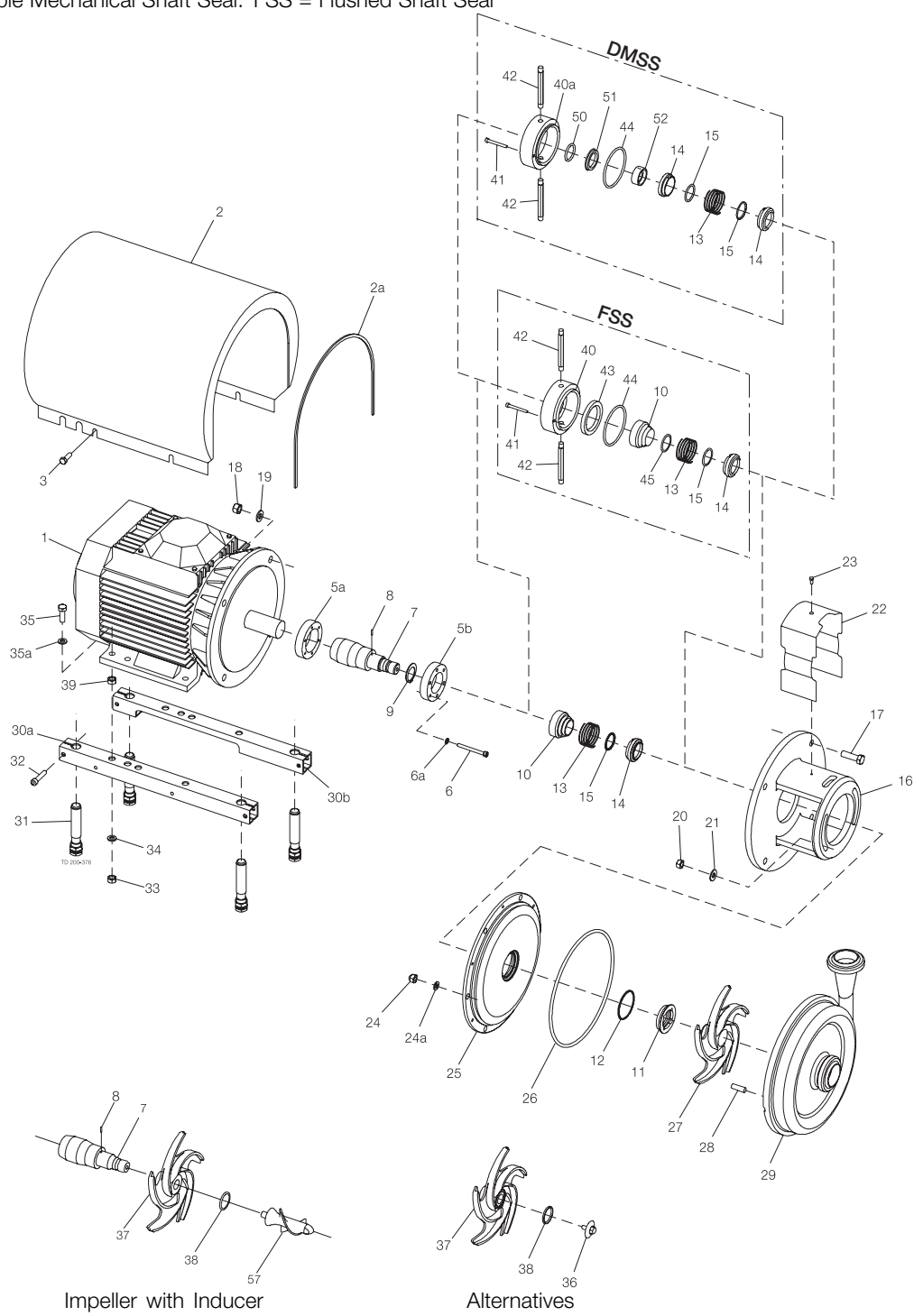
Conversion kit, single to double mechanical shaft seal EPDM C/SIC 9611-92-2175 = Pos.13+ 14+15+40a+41+42+44+50+51+52

Conversion kit, flushed to double mechanical shaft seal EPDM C/SIC 9611-92-2176 = Pos.13+ 14+40a+50+51+52

900010/2

LKH-10 Centrifugal Pump Single, Flushed and Double Mechanical Shaft Seal

DMSS = Double Mechanical Shaft Seal. FSS = Flushed Shaft Seal



LKH-10 Centrifugal Pump Single, Flushed and Double Mechanical Shaft Seal

Pos	Qty	Denomination	1.5 kW	2.2 kW	3 kW	4 kW
1	1	Motor, ABB **	31801-1982-1	31801-1983-1	31801-1984-1	9612-4028-07
	1	Motor, ABB ***	31801-1982-2	31801-1983-2	31801-1984-2	9612-4028-09
2	1	Shroud complete	9612-1390-01	9612-1390-01	9612-1390-02	9612-1390-03
2a	1	Edge list, (Included in pos. 2)				

** 3 ~, 50 Hz, 220-240VΔ/380-420VY - Standard
3 ~, 60 Hz, 250-280VΔ/440-480VY - Standard

*** 3 ~, 50 Hz, 380-420VΔ/660-690VY - Option
3 ~, 60 Hz, 440-480VΔ - Option

Pos	Qty	Denomination	1.5-2.2 kW	3 kW	4 kW
3	4	Screw	9611-99-3240	9611-99-3240	9611-99-3240
5a	1	Compression ring with thread	9612-1336-01	9612-1336-02	9612-1336-02
5b	1	Compression ring without thread	9612-1337-01	9612-1337-02	9612-1337-02
6	6	Screw	9611-99-3196	9611-99-3196	9611-99-3196
6a	6	Washer	9611-99-3199	9611-99-3199	9611-99-3199
7	1	Shaft , with internal/external thread and pin (pos.8)		9612-1325-02	9612-1325-02
	1	Shaft , with internal/external thread, pin (pos.8) and retaining ring (pos.9)	9612-1324-02		
	1	Shaft , with internal/external thread (for inducer) and pin (pos.8)		9612-1325-05	9612-1325-05
	1	Shaft , with internal/external thread, (for inducer) pin (pos.8) and retaining ring (pos.9)	9612-1324-05		
8	1	Connex pin	9611-99-0622	9611-99-0622	9611-99-0622
9	1	Retaining ring	9611-99-2307		
10	1	Drive ring, Single shaft seal plast	9612-1377-01	9612-1377-01	9612-1377-01
	1	Drive ring, Single shaft seal steel	9612-9268-01	9612-9268-01	9612-9268-01
	1	Drive ring, Flushed shaft seal	9612-1397-01	9612-1397-01	9612-1397-01
16	1	Adaptor	9612-3423-01	9612-3424-01	9612-3424-01
17	4	Screw for adaptor	9611-99-2161	9611-99-1834	9611-99-1834
18	4	Nut for adaptor	9611-99-0353	9611-99-0587	9611-99-0587
19	4	Washer for adaptor	9611-99-1887	9611-99-0676	9611-99-0676
20	2	Nut	9611-99-0353	9611-99-0353	9611-99-0353
21	2	Washer	9611-99-2559	9611-99-2559	9611-99-2559
22	1	Safety guard	9612-1311-05	9612-1311-06	9612-1311-06
23	1	Screw for safety guard	9611-99-3239	9611-99-3239	9611-99-3239
24	6	Cap nut , (Period 9211-)	9611-99-2592	9611-99-2592	9611-99-2592
	6	Handle , (Period -9210)	9611-99-2302	9611-99-2302	9611-99-2302
24a	6	Washer , (Period 9211-)	9611-99-1888	9611-99-1888	9611-99-1888
25	1	Back plate	9612-1384-04	9612-1384-04	9612-1384-04
26	1	O-ring, EPDM, (standard)	9611-99-2137	9611-99-2137	9611-99-2137
	1	O-ring, NBR	9611-99-2139	9611-99-2139	9611-99-2139
	1	O-ring, FPM	9611-99-2138	9611-99-2138	9611-99-2138
	1	O-ring, FEP	9611-99-2140	9611-99-2140	9611-99-2140
27	1	Impeller	9612-1312-07	9612-1312-01	9612-1312-01
28	6	Bolt	9611-99-2168	9611-99-2168	9611-99-2168
29	1	Pump casing, IDF	9612-1398-01	9612-1398-01	9612-1398-01
	1	Pump casing, SMS	9612-1398-02	9612-1398-02	9612-1398-02
	1	Pump casing, DIN	9612-1398-03	9612-1398-03	9612-1398-03
	1	Pump casing , ISO	9612-1398-04	9612-1398-04	9612-1398-04
	1	Pump casing, BS	9612-1398-05	9612-1398-05	9612-1398-05
	1	Pump casing, flange DN65/DN50	9612-1380-01	9612-1380-01	9612-1380-01
57	1	Inducer	9612-5088-02	9612-5088-02	9612-5088-02

Legs

30a	1	Support bar, right	9612-1322-01	9612-1322-05	9612-1322-05
30b	1	Support bar, left	9612-1323-01	9612-1323-05	9612-1323-05
31	4	Leg	9612-3967-01	9612-3967-01	9612-3967-01
32	4	Screw , (Period 9711-)	9611-99-1126	9611-99-1126	9611-99-1126
	4	Screw , (Period -9711)	9611-99-1907	9611-99-1907	9611-99-1907
33	4	Nut	9611-99-0360	9611-99-0353	9611-99-0353
34	4	Spring washer	9611-99-1888	9611-99-1887	9611-99-1887
35	4	Screw	9611-99-3241	9611-99-1374	9611-99-1911
35a	4	Washer		9611-99-0786	9611-99-0786
39	4	Nut		9611-99-0587	

Alternatives

36	1	Impeller screw	9612-1396-01	9612-1396-01	9612-1396-01
	1	Impeller screw (for inducer)	9612-1396-07	9612-1396-07	9612-1396-07
37	1	Impeller for impeller screw	9612-1312-08	9612-1312-02	9612-1312-02
38	1	O-ring , EPDM	9611-99-2145	9611-99-2145	9611-99-2145
	1	O-ring , NBR	9611-99-2147	9611-99-2147	9611-99-2147
	1	O-ring , FPM	9611-99-2146	9611-99-2146	9611-99-2146
	1	O-ring , FEP	9611-99-2148	9611-99-2148	9611-99-2148

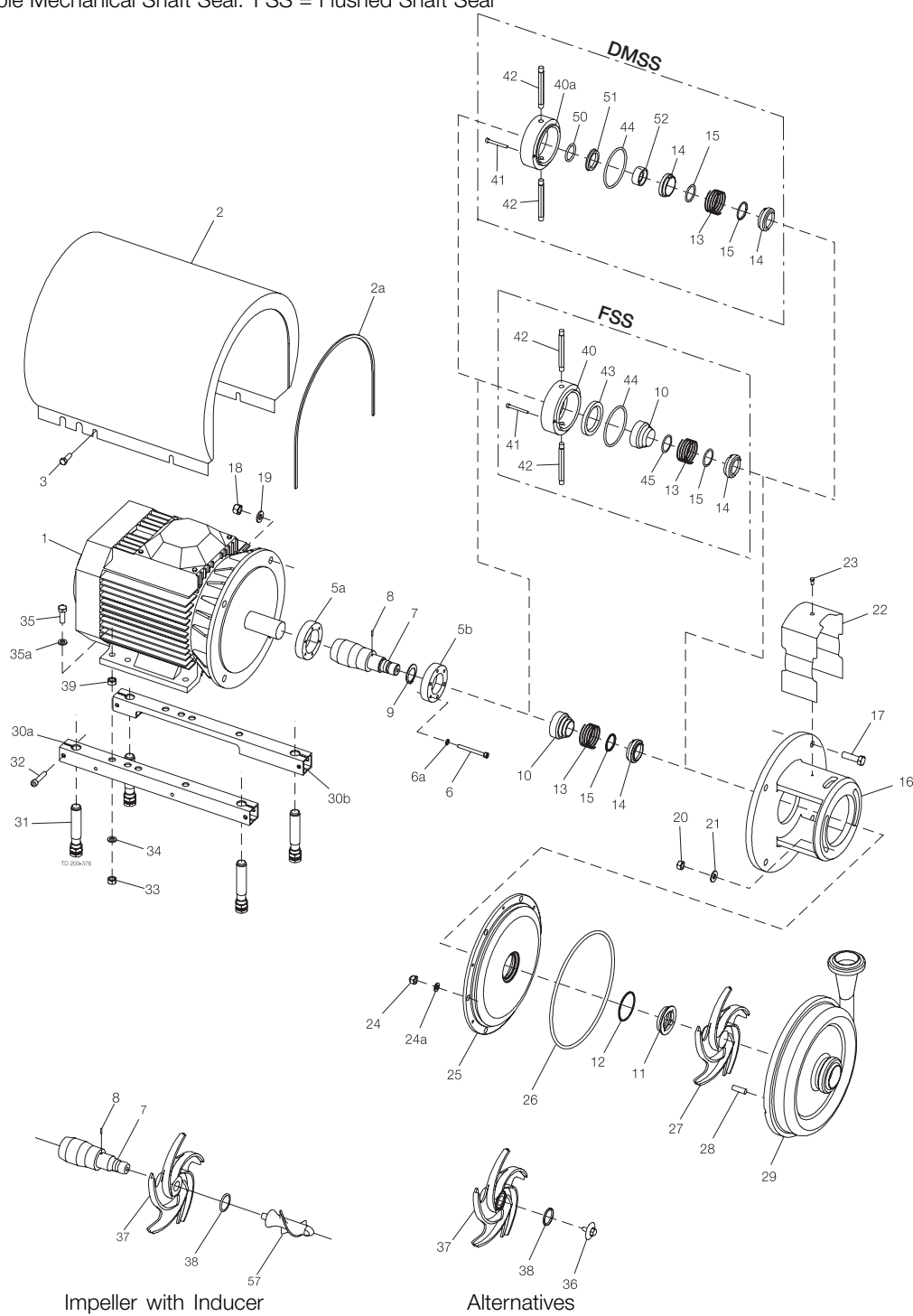
Pos	Qty	Denomination	1.5-4 kW
-----	-----	--------------	----------

Parts for Flushed Shaft Seal

40	1	Seal housing	9612-1339-01
41	2	Screw for seal housing	9611-99-0203
42	2	Tube	9612-3589-01

LKH-10 Centrifugal Pump Single, Flushed and Double Mechanical Shaft Seal

DMSS = Double Mechanical Shaft Seal. FSS = Flushed Shaft Seal



LKH-10 Centrifugal Pump Single, Flushed and Double Mechanical Shaft Seal

Pos	Qty	Denomination	1.5-4 kW
Parts for Double Mechanical Shaft Seal			
40a	1	Seal housing	9612-1339-02
41	2	Screw for seal housing	9611-99-0203
42	2	Tube	9612-3589-01
Accessories			
	1	Tool complete	9612-9036-01

Surface roughness, product wetted parts: Ra ≤ 0.8 µm

Pos	Qty	Denomination	1.5-2.2 kW	3-4 kW
25	1	Back plate	9612-1384-20	9612-1384-20
27	1	Impeller	9612-1312-15	9612-1312-05
29	1	Pump casing, IDF	9612-4572-01	9612-4572-01
	1	Pump casing, SMS	9612-4572-02	9612-4572-02
	1	Pump casing, DIN	9612-4572-03	9612-4572-03
	1	Pump casing, ISO	9612-4572-04	9612-4572-04
	1	Pump casing, BS	9612-4572-05	9612-4572-05
Alternatives				
36	1	Impeller screw	9612-1396-03	9612-1396-03
37	1	Impeller for impeller screw	9612-1312-16	9612-1312-06

		C/SIC	SIC/SIC
Service kit for single shaft seal			
	Service kit, EPDM (Std.)	□ 9611-92-2072	❖ 9611-92-2546
	Service kit, NBR	□ 9611-92-2073	❖ 9611-92-2547
	Service kit, FPM	□ 9611-92-2074	❖ 9611-92-2548
	Service kit, FEP	□ 9611-92-2075	❖ 9611-92-2549
Service kit for single shaft seal and impeller screw			
	Service kit, EPDM (Std.)	◆ 9611-92-2114	◇ 9611-92-2550
	Service kit, NBR	◆ 9611-92-2115	◇ 9611-92-2551
	Service kit, FPM	◆ 9611-92-2116	◇ 9611-92-2552
	Service kit, FEP	◆ 9611-92-2117	◇ 9611-92-2553
Service kit for flushed shaft seal			
	Service kit, EPDM (Std.)	○ 9611-92-2076	■ 9611-92-2554
	Service kit, NBR	○ 9611-92-2077	■ 9611-92-2555
	Service kit, FPM	○ 9611-92-2078	■ 9611-92-2556
	Service kit, FEP	○ 9611-92-2079	■ 9611-92-2557
Service kit for flushed shaft seal and impeller screw			
	Service kit, EPDM (Std.)	★ 9611-92-2118	⊕ 9611-92-2558
	Service kit, NBR	★ 9611-92-2119	⊕ 9611-92-2559
	Service kit, FPM	★ 9611-92-2120	⊕ 9611-92-2560
	Service kit, FEP	★ 9611-92-2121	⊕ 9611-92-2561
Service kit for double mechanical shaft seal			
	Service kit, EPDM (Std.)	△ 9611-92-2206	⊗ 9611-92-2562
	Service kit, NBR	△ 9611-92-2207	⊗ 9611-92-2563
	Service kit, FPM	△ 9611-92-2208	⊗ 9611-92-2564
	Service kit, FEP	△ 9611-92-2209	⊗ 9611-92-2565
Service kit for double mechanical shaft seal and impeller screw			
	Service kit, EPDM (Std.)	▲ 9611-92-2210	● 9611-92-2566
	Service kit, NBR	▲ 9611-92-2211	● 9611-92-2567
	Service kit, FPM	▲ 9611-92-2212	● 9611-92-2568
	Service kit, FEP	▲ 9611-92-2213	● 9611-92-2569

Parts marked with □◆○★▲△❖◇■⊗● are included in the service kits. Recommended Spare Parts: Service kits. Shaft seal: See page 52

Conversion kit, single to flushed shaft seal EPDM C/SIC 9611-92-2042 = Pos. 10+40+41+42+43+44+45

Conversion kit single to double mechanical shaft seal EPDM C/SIC 9611-92-2175 = Pos.13+ 14+15+40a+41+42+44+50+51+52

Conversion kit single to double mechanical shaft seal EPDM SIC/SIC 9611-92-2326 = Pos. 13+14+15+40a+41+42+44+50+51+52

Conversion kit, flushed to double mechanical shaft seal EPDM C/SIC 9611-92-2176 = Pos.13+ 14+40a+50+51+52

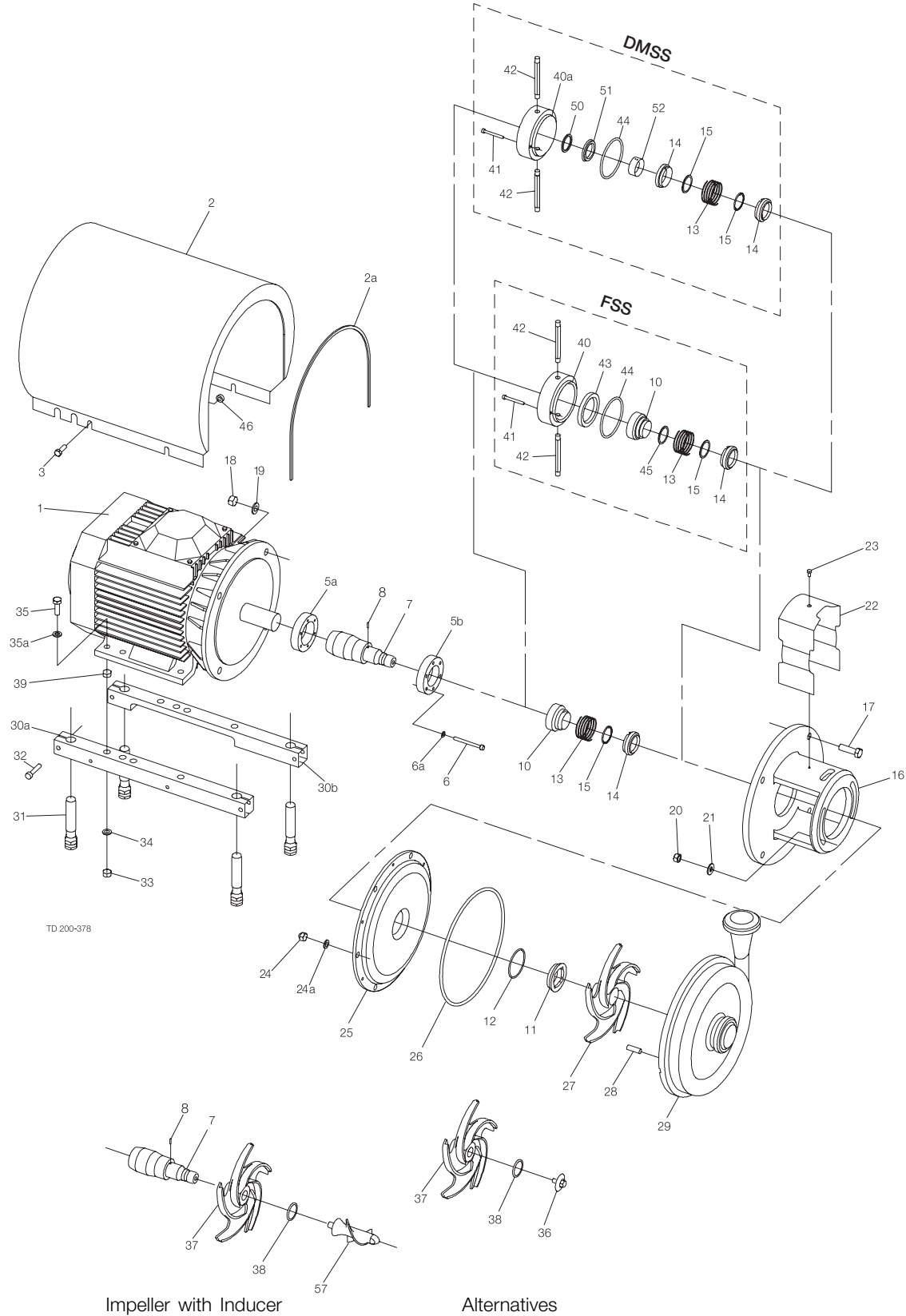
Replace to inducer (For pump with impellerscrew) please order pos. 7+57+38

Replace to inducer (For pump without impellerscrew) please order pos. 7+57+37+38

900009/3

LKH-15 Centrifugal Pump Single, Flushed and Double Mechanical Shaft Seal

DMSS = Double Mechanical Shaft Seal. FSS = Flushed Shaft Seal



LKH-15 Centrifugal Pump Single, Flushed and Double Mechanical Shaft Seal

Pos	Qty	Denomination	3 kW	4 kW	5.5 kW
1	1	Motor, ABB *	31801-1984-1	9612-4028-07	9612-4028-15
	1	Motor, ABB **	31801-1984-2	9612-4028-09	9612-4028-17
2	1	Shroud complete	9612-1390-02	9612-1390-03	9612-1390-08
2a	1	Edge list, (Included in pos. 2)			

* 3 ~, 50 Hz, 220-240VΔ/380-420VY - Standard ≤ 4 kW
 3 ~, 60 Hz, 250-280VΔ/440-480VY - Standard ≤ 4.6 kW

** 3 ~, 50 Hz, 380-420VΔ/660-690VY - Standard ³ 5.5 kW
 3 ~, 50 Hz, 380-420VΔ/660-690VY - Standard ³ 6.3 kW

Pos	Qty	Denomination	3 kW	4 kW	5.5 kW
3	4	Screw	9611-99-3240	9611-99-3240	9611-99-3240
5a	1	Compression ring with thread	9612-1336-02	9612-1336-02	9612-1336-05
5b	1	Compression ring without thread	9612-1337-02	9612-1337-02	9612-1337-05
6	6	Screw	9611-99-3196	9611-99-3196	9611-99-3197
6a	6	Washer	9611-99-3199	9611-99-3199	9611-99-3199
7	1	Shaft, with internal/external thread and pin (pos.8)	9612-1325-02	9612-1325-02	9612-1326-02
	1	Shaft, with internal/external thread and pin (pos.8) (for inducer)	9612-1325-05	9612-1325-05	9612-1326-05
8	1	Connex pin	9611-99-0622	9611-99-0622	9611-99-0622
10	1	Drive ring, Single shaft seal plast	9612-1377-01	9612-1377-01	9612-1377-01
	1	Drive ring, Single shaft seal steel	9612-9268-01	9612-9268-01	9612-9268-01
	1	Drive ring, Flushed shaft seal	9612-1397-01	9612-1397-01	9612-1397-01
16	1	Adaptor	9612-3424-01	9612-3424-01	9612-3425-01
17	4	Screw for adaptor	9611-99-1834	9611-99-1834	9611-99-2162
18	4	Nut for adaptor	9611-99-0587	9611-99-0587	9611-99-0587
19	4	Washer for adaptor	9611-99-0676	9611-99-0676	9611-99-0676
20	2	Nut	9611-99-0353	9611-99-0353	9611-99-0353
21	2	Washer	9611-99-2559	9611-99-2559	9611-99-2559
22	1	Safety guard	9612-1311-06	9612-1311-06	9612-1311-07
23	1	Screw for safety guard	9611-99-3239	9611-99-3239	9611-99-3239
24	6	Cap nut	9611-99-2592	9611-99-2592	9611-99-2592
24a	6	Washer	9611-99-1888	9611-99-1888	9611-99-1888
25	1	Back plate	9612-1384-04	9612-1384-04	9612-1384-04
26	1	O-ring, EPDM, (standard)	9611-99-2137	9611-99-2137	9611-99-2137
	1	O-ring, NBR	9611-99-2139	9611-99-2139	9611-99-2139
	1	O-ring, FPM	9611-99-2138	9611-99-2138	9611-99-2138
	1	O-ring, FEP	9611-99-2140	9611-99-2140	9611-99-2140
27	1	Impeller	9612-4314-07	9612-4314-01	9612-4314-01
28	6	Bolt	9611-99-2168	9611-99-2168	9611-99-2168
29	1	Pump casing, IDF	9612-4924-01	9612-4924-01	9612-4924-01
	1	Pump casing, SMS	9612-4924-02	9612-4924-02	9612-4924-02
	1	Pump casing, DIN	9612-4924-03	9612-4924-03	9612-4924-03
	1	Pump casing, ISO	9612-4924-04	9612-4924-04	9612-4924-04
	1	Pump casing, BS	9612-4924-05	9612-4924-05	9612-4924-05
	1	Pump casing, flange DN100/DN80	9612-1380-08	9612-1380-08	9612-1380-08
57	1	Inducer	9612-5087-02	9612-5087-02	9612-5087-02

Legs

30a	1	Support bar, right	9612-1322-05	9612-1322-05	9612-1322-06
30b	1	Support bar, left	9612-1323-05	9612-1323-05	9612-1323-06
31	4	Leg	9612-3967-01	9612-3967-01	9612-3967-01
32	4	Screw, (Period 9711-)	9611-99-0273	9611-99-0273	9611-99-0273
	4	Screw, (Period -9711)	9611-99-1907	9611-99-1907	9611-99-1907
33	4	Nut	9611-99-0353	9611-99-0353	9611-99-0353
34	4	Spring washer	9611-99-1887	9611-99-1887	9611-99-1887
35	4	Screw	9611-99-1374	9611-99-1911	9611-99-1911
35a	4	Washer	9611-99-0786	9611-99-0786	9611-99-0786
39	4	Nut	9611-99-0587		
46	4	Distance sleeve			9611-99-2737

Alternatives

36	1	Impeller screw	9612-1396-01	9612-1396-01	9612-1396-01
	1	Impeller screw, (for inducer)	9612-1396-07	9612-1396-07	9612-1396-07
37	1	Impeller for impeller screw	9612-4314-08	9612-4314-02	9612-4314-02
38	1	O-ring, EPDM	9611-99-2145	9611-99-2145	9611-99-2145
	1	O-ring, NBR	9611-99-2147	9611-99-2147	9611-99-2147
	1	O-ring, FPM	9611-99-2146	9611-99-2146	9611-99-2146
	1	O-ring, FEP	9611-99-2148	9611-99-2148	9611-99-2148

Pos	Qty	Denomination	3-5.5 kW
-----	-----	--------------	----------

Parts for Flushed Shaft Seal

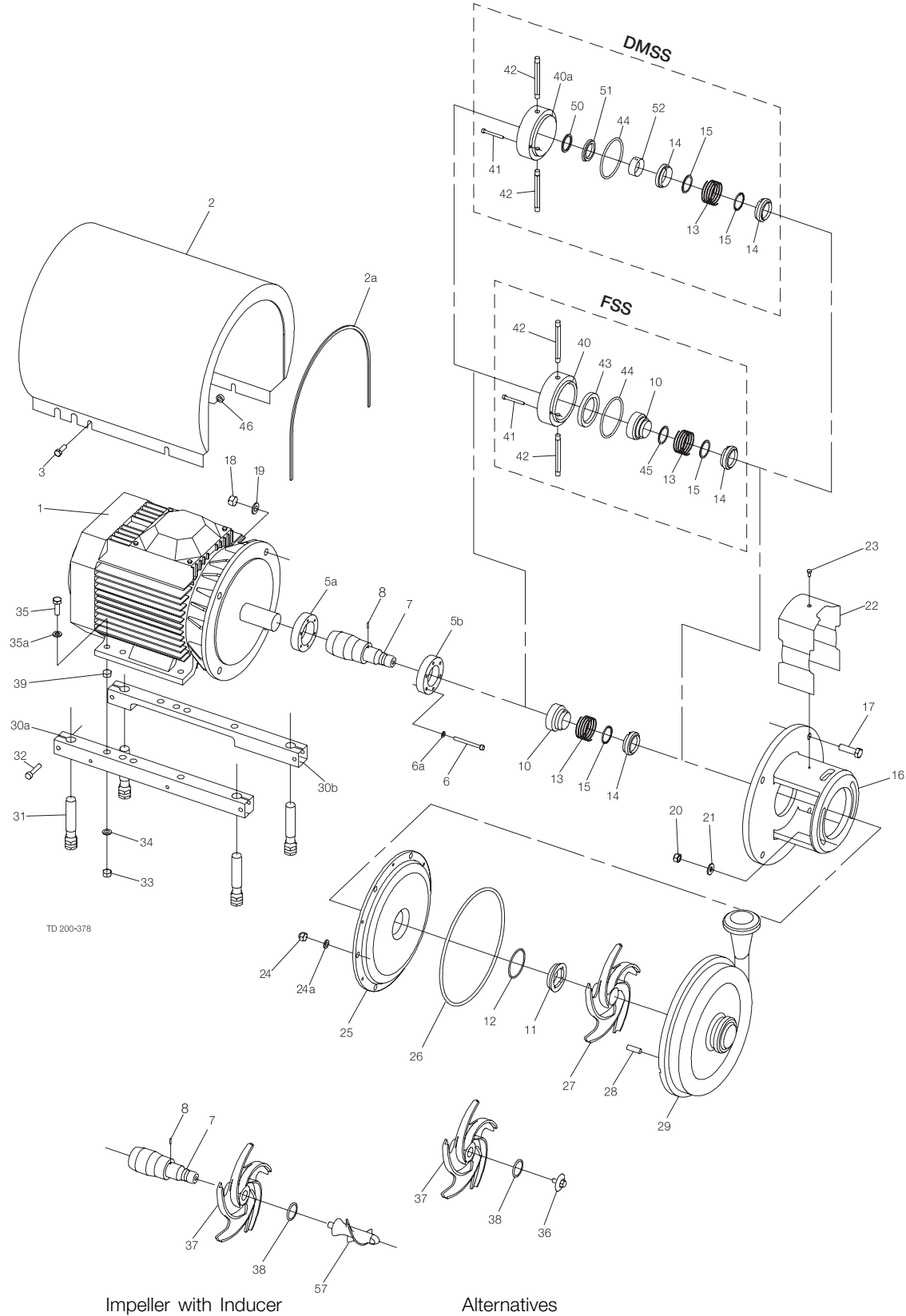
40	1	Seal housing	9612-1339-01
41	2	Screw for seal housing	9611-99-0203
42	2	Tube	9612-3589-01

Parts for Double Mechanical Shaft Seal

40a	1	Seal housing	9612-1339-02
41	2	Screw for seal housing	9611-99-0203
42	2	Tube	9612-3589-01

LKH-15 Centrifugal Pump Single, Flushed and Double Mechanical Shaft Seal

DMSS = Double Mechanical Shaft Seal. FSS = Flushed Shaft Seal



LKH-15 Centrifugal Pump Single, Flushed and Double Mechanical Shaft Seal

Pos Qty Denomination 3-5.5 kW

Accessories

1 Tool complete 9612-9036-01

Surface roughness, product wetted parts: Ra ≤ 0.8 μm

Pos	Qty	Denomination	3 kW	4-5.5 kW
25	1	Back plate	9612-1384-20	9612-1384-20
27	1	Impeller	9612-4314-09	9612-4314-05
29	1	Pump casing, IDF	9612-4925-01	9612-4925-01
	1	Pump casing, SMS	9612-4925-02	9612-4925-02
	1	Pump casing, DIN	9612-4925-03	9612-4925-03
	1	Pump casing, ISO	9612-4925-04	9612-4925-04
	1	Pump casing, BS	9612-4925-05	9612-4925-05

Alternatives

36	1	Impeller screw	9612-1396-03	9612-1396-03
37	1	Impeller for impeller screw	9612-4314-10	9612-4314-06

C/SIC SIC/SIC

Service kit for single shaft seal

Service kit, EPDM (Std.)	□	9611-92-2072	❖	9611-92-2546
Service kit, NBR	□	9611-92-2073	❖	9611-92-2547
Service kit, FPM	□	9611-92-2074	❖	9611-92-2548
Service kit, FEP	□	9611-92-2075	❖	9611-92-2549

Service kit for single shaft seal and impeller screw

Service kit, EPDM (Std.)	◆	9611-92-2114	◇	9611-92-2550
Service kit, NBR	◆	9611-92-2115	◇	9611-92-2551
Service kit, FPM	◆	9611-92-2116	◇	9611-92-2552
Service kit, FEP	◆	9611-92-2117	◇	9611-92-2553

Service kit for flushed shaft seal

Service kit, EPDM (Std.)	○	9611-92-2076	■	9611-92-2554
Service kit, NBR	○	9611-92-2077	■	9611-92-2555
Service kit, FPM	○	9611-92-2078	■	9611-92-2556
Service kit, FEP	○	9611-92-2079	■	9611-92-2557

Service kit for flushed shaft seal and impeller screw

Service kit, EPDM (Std.)	★	9611-92-2118	⊕	9611-92-2558
Service kit, NBR	★	9611-92-2119	⊕	9611-92-2559
Service kit, FPM	★	9611-92-2120	⊕	9611-92-2560
Service kit, FEP	★	9611-92-2121	⊕	9611-92-2561

Service kit for double mechanical shaft seal

Service kit, EPDM (Std.)	△	9611-92-2206	⊗	9611-92-2562
Service kit, NBR	△	9611-92-2207	⊗	9611-92-2563
Service kit, FPM	△	9611-92-2208	⊗	9611-92-2564
Service kit, FEP	△	9611-92-2209	⊗	9611-92-2565

Service kit for double mechanical shaft seal and impeller screw

Service kit, EPDM (Std.)	▲	9611-92-2210	●	9611-92-2566
Service kit, NBR	▲	9611-92-2211	●	9611-92-2567
Service kit, FPM	▲	9611-92-2212	●	9611-92-2568
Service kit, FEP	▲	9611-92-2213	●	9611-92-2569

Parts marked with □◆○★△▲❖◇■⊗⊕ are included in the service kits.

Recommended Spare Parts: Service kits.

Shaft seal: See page 52

Conversion kit, single to flushed shaft seal EPDM C/SIC 9611-92-2042 = Pos. 10+40+41+42+43+44+45

Conversion kit single to double mechanical shaft seal EPDM C/SIC 9611-92-2175 = Pos.13+ 14+15+40a+41+42+44+50+51+52

Conversion kit single to double mechanical shaft seal EPDM SIC/SIC 9611-92-2326 = Pos.13+ 14+15+40a+41+42+44+50+51+52

Conversion kit, flushed to double mechanical shaft seal EPDM C/SIC 9611-92-2176 = Pos. 13+14+40a+50+51+52

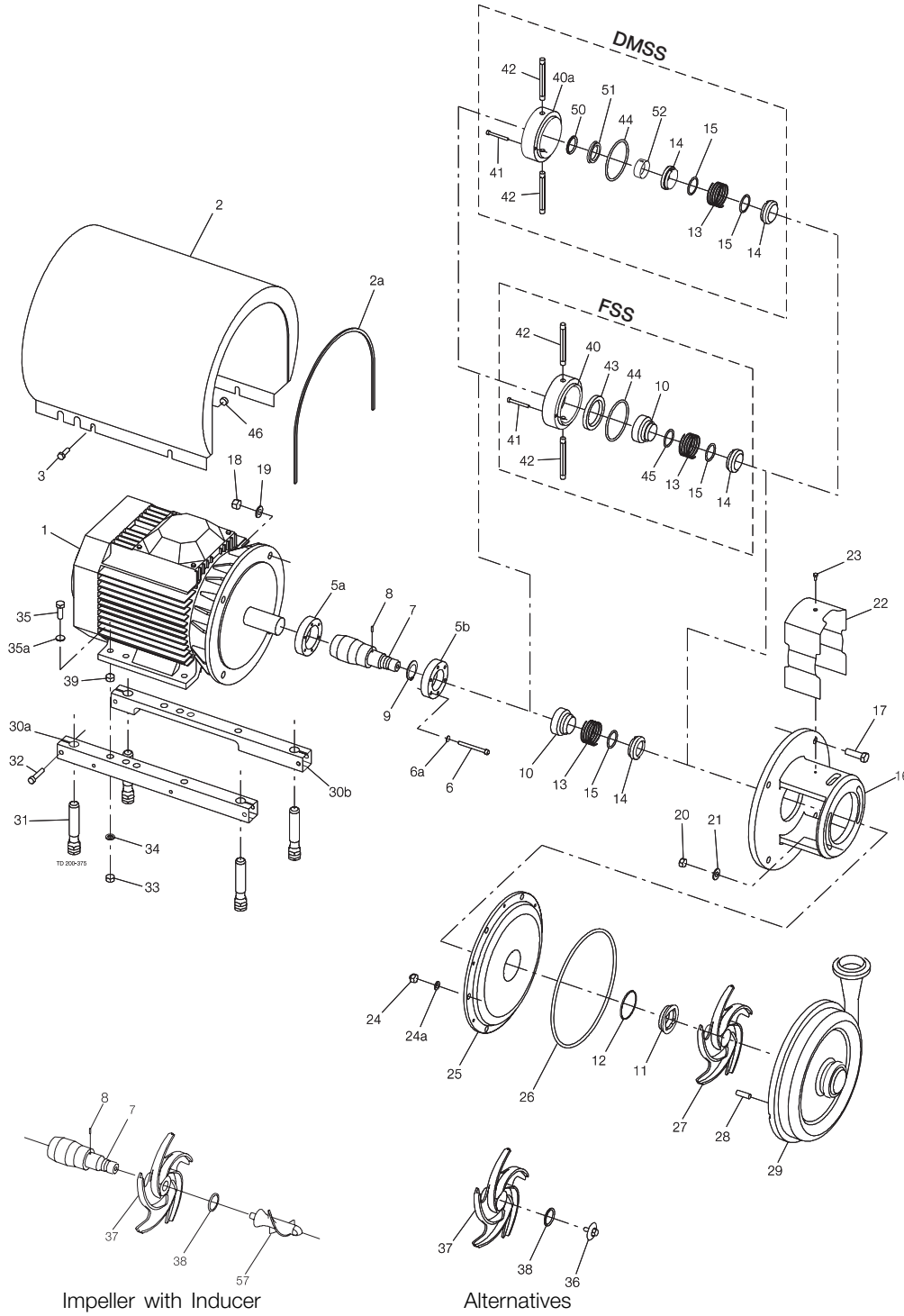
Replace to inducer (for pump with impellerscrew) please order pos. 7+57+38

Replace to inducer (for pump without impellerscrew) please order pos. 7+57+37+38

900010/2

LKH-20 Centrifugal Pump Single, Flushed and Double Mechanical Shaft Seal

DMSS = Double Mechanical Shaft Seal. FSS = Flushed Shaft Seal



LKH-20 Centrifugal Pump Single, Flushed and Double Mechanical Shaft Seal

Pos	Qty	Denomination	1.5 kW	2.2 kW	3 kW	4 kW	5.5 kW	7.5 kW
1	1	Motor, ABB**	31801-1982-1	31801-1983-1	31801-1984-1	9612-4028-07	9612-4028-15	9612-4028-30
	1	Motor, ABB***	31801-1982-2	31801-1983-2	31801-1984-2	9612-4028-09	9612-4028-17	9612-4028-32
2	1	Shroud complete , (Period 9310-)	9612-1390-01	9612-1390-01	9612-1390-02	9612-1390-03	9612-1390-08	9612-1390-08
	1	Shroud complete , (Period 9009-9310)					9612-1390-04	9612-1390-04
2a	1	Edge list, (Incl. in pos. 2)						

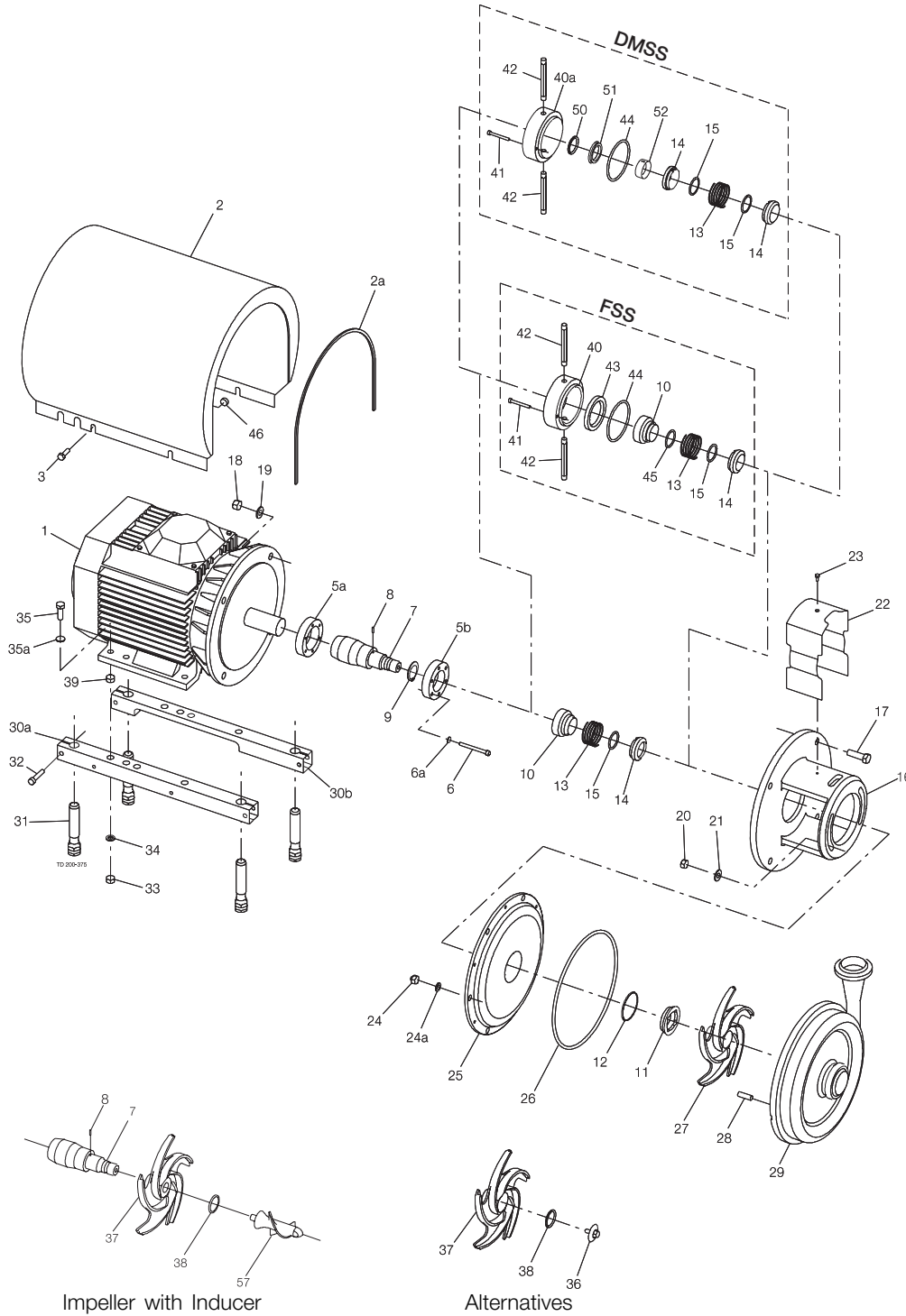
**3~, 50 Hz, 220-240VΔ/380-420VY - Standard ≤ 4 kW
3~, 60 Hz, 250-280VΔ/440-480VY - Standard ≤ 4.6 kW

***3~, 50 Hz, 380-420VΔ/660-690VY - Standard ≥ 5.5 kW
3~, 60 Hz, 440-480VΔ - Standard ≥ 6.3 kW

Pos	Qty	Denomination	1.5-2.2 kW	3 kW	4 kW	5.5-7.5 kW		
3	4	Screw	9611-99-3240	9611-99-3240	9611-99-3240	9611-99-3240		
5a	1	Compression ring with thread	9612-1336-01	9612-1336-02	9612-1336-02	9612-1336-05		
5b	1	Compression ring without thread	9612-1337-01	9612-1337-02	9612-1337-02	9612-1337-05		
6	6	Screw	9611-99-3196	9611-99-3196	9611-99-3196	9611-99-3197		
6a	6	Washer	9611-99-3199	9611-99-3199	9611-99-3199	9611-99-3199		
7	1	Shaft , with internal/external thread and pin (pos. 8)		9612-1325-02	9612-1325-02	9612-1326-02		
	1	Shaft , with internal/external thread, pin (pos.8) and retaining ring (pos.9)	9612-1324-02					
	1	Shaft , with internal/external thread and pin (pos. 8) inducer		9612-1325-05	9612-1325-05	9612-1326-05		
	1	Shaft , with internal/external thread, pin (pos.8) and retaining ring (pos.9) (for inducer)	9612-1324-05					
8	1	Connex pin	9611-99-0622	9611-99-0622	9611-99-0622	9611-99-0622		
9	1	Retaining ring	9611-99-2307					
10	1	Drive ring , Single shaft seal plast	9612-1377-01	9612-1377-01	9612-1377-01	9612-1377-01		
	1	Drive ring , Single shaft seal steel	9612-9268-01	9612-9268-01	9612-9268-01	9612-9268-01		
	1	Drive ring , Flushed shaft seal	9612-1397-01	9612-1397-01	9612-1397-01	9612-1397-01		
16	1	Adaptor	9612-3423-01	9612-3424-01	9612-3424-01	9612-3425-01		
17	4	Screw for adaptor	9611-99-2161	9611-99-1834	9611-99-1834	9611-99-2162		
18	4	Nut for adaptor	9611-99-0353	9611-99-0587	9611-99-0587	9611-99-0587		
19	4	Washer for adaptor	9611-99-1887	9611-99-0676	9611-99-0676	9611-99-0676		
20	2	Nut	9611-99-0353	9611-99-0353	9611-99-0353	9611-99-0353		
21	2	Washer	9611-99-2559	9611-99-2559	9611-99-2559	9611-99-2559		
22	1	Safety guard	9612-1311-05	9612-1311-06	9612-1311-06	9612-1311-07		
23	1	Screw for safety guard	9611-99-3239	9611-99-3239	9611-99-3239	9611-99-3239		
24	6	Cap nut , (Period 9211-)	9611-99-2592	9611-99-2592	9611-99-2592	9611-99-2592		
	6	Handle , (Period -9210)	9611-99-2302	9611-99-2302	9611-99-2302	9611-99-2302		
24a	6	Washer , (Period 9211-)	9611-99-1888	9611-99-1888	9611-99-1888	9611-99-1888		
25	1	Back plate	9612-1384-05	9612-1384-05	9612-1384-05	9612-1384-05		
26	1	O-ring , EPDM (standard)	9611-99-2141	9611-99-2141	9611-99-2141	9611-99-2141		
	1	O-ring , NBR	9611-99-2143	9611-99-2143	9611-99-2143	9611-99-2143		
	1	O-ring , FPM	9611-99-2142	9611-99-2142	9611-99-2142	9611-99-2142		
	1	O-ring , FEP	9611-99-2144	9611-99-2144	9611-99-2144	9611-99-2144		
27	1	Impeller	9612-1314-07	9612-1314-07	9612-1314-01	9612-1314-01		
28	6	Bolt	9611-99-2168	9611-99-2168	9611-99-2168	9611-99-2168		
29	1	Pump casing , IDF	9612-1398-06	9612-1398-06	9612-1398-06	9612-1398-06		
	1	Pump casing , SMS	9612-1398-07	9612-1398-07	9612-1398-07	9612-1398-07		
	1	Pump casing , DIN	9612-1398-08	9612-1398-08	9612-1398-08	9612-1398-08		
	1	Pump casing , ISO	9612-1398-09	9612-1398-09	9612-1398-09	9612-1398-09		
	1	Pump casing , BS	9612-1398-10	9612-1398-10	9612-1398-10	9612-1398-10		
	1	Pump casing , flange DN65/DN50	9612-1380-02	9612-1380-02	9612-1380-02	9612-1380-02		
57	1	Inducer	9612-5088-02	9612-5088-02	9612-5088-02	9612-5088-02		
Legs								
30a	1	Support bar, right , (Period 9310-)				9612-1322-06		
	1	Support bar, right , (*Period 9009-9310)	9612-1322-01	9612-1322-05	9612-1322-05	*9612-1322-02		
30b	1	Support bar, left , (Period 9310-)				9612-1323-06		
	1	Support bar, left , (*Period 9009-9310)	9612-1323-01	9612-1323-05	9612-1323-05	*9612-1323-02		
31	4	Leg	9612-3967-01	9612-3967-01	9612-3967-01	9612-3967-01		
32	4	Screw , (Period 9711-)	9611-99-0273	9611-99-0273	9611-99-0273	9611-99-0273		
	4	Screw , (period -9711)	9611-99-1907	9611-99-1907	9611-99-1907	9611-99-1907		
33	4	Nut	9611-99-0360	9611-99-0353	9611-99-0353	9611-99-0353		
34	4	Spring washer	9611-99-1888	9611-99-1887	9611-99-1887	9611-99-1887		
35	4	Screw	9611-99-3241	9611-99-1374	9611-99-1911	9611-99-1911		
35a	4	Washer		9611-99-0786	9611-99-0786	9611-99-0786		
39	4	Nut		9611-99-0587				
46	4	Distance sleeve , (Period 9310-)				9611-99-2737		
Alternatives								
36	1	Impeller screw	9612-1396-01	9612-1396-01	9612-1396-01	9612-1396-01		
	1	Impeller screw (for inducer)	9612-1396-07	9612-1396-07	9612-1396-07	9612-1396-07		
37	1	Impeller for impeller screw	9612-1314-08	9612-1314-08	9612-1314-02	9612-1314-02		
38	1	O-ring EPDM,	9611-99-2145	9611-99-2145	9611-99-2145	9611-99-2145		
	1	O-ring NBR	9611-99-2147	9611-99-2147	9611-99-2147	9611-99-2147		
	1	O-ring FPM	9611-99-2146	9611-99-2146	9611-99-2146	9611-99-2146		
	1	O-ring FEP	9611-99-2148	9611-99-2148	9611-99-2148	9611-99-2148		

LKH-20 Centrifugal Pump Single, Flushed and Double Mechanical Shaft Seal

DMSS = Double Mechanical Shaft Seal. FSS = Flushed Shaft Seal



Impeller with Inducer

Alternatives

LKH-20 Centrifugal Pump Single, Flushed and Double Mechanical Shaft Seal

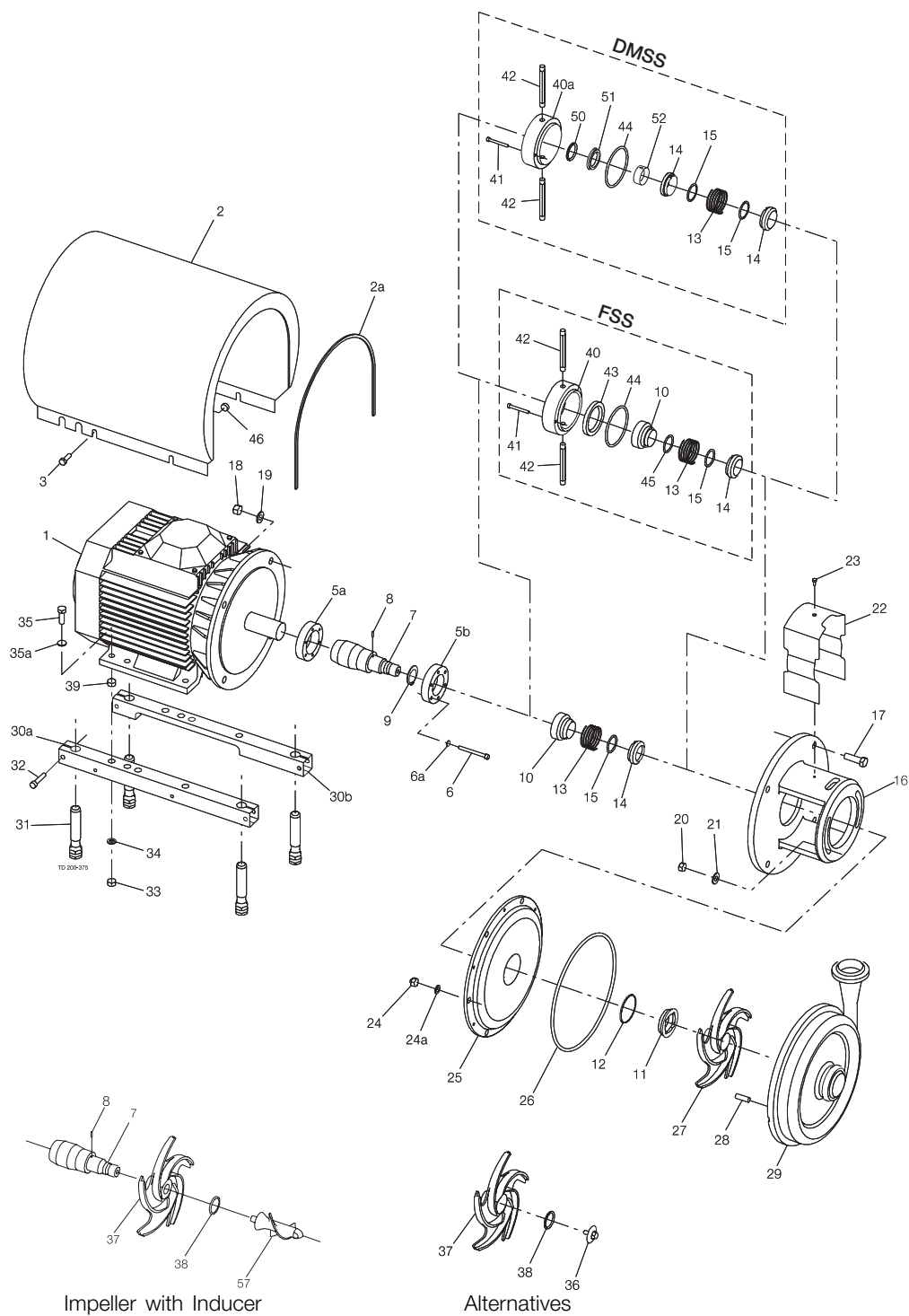
Pos	Qty	Denomination	1.5-7.5 kW
Parts for Flushed Shaft Seal			
40	1	Seal housing	9612-1339-01
41	2	Screw for seal housing	9611-99-0203
42	2	Tube	9612-3589-01
Parts for Double Mechanical Shaft Seal			
40a	1	Seal housing	9612-1339-02
41	2	Screw for seal housing	9611-99-0203
42	2	Tube	9612-3589-01
Accessories			
	1	Tool complete	9612-9036-01

Surface roughness, product wetted parts: Ra ≤ 0.8 µm

Pos	Qty	Denomination	1.5-3 kW	4-7.5 kW
25	1	Back plate	9612-1384-21	9612-1384-21
27	1	Impeller	9612-1314-09	9612-1314-05
29	1	Pump casing, IDF	9612-4572-06	9612-4572-06
	1	Pump casing, SMS	9612-4572-07	9612-4572-07
	1	Pump casing, DIN	9612-4572-08	9612-4572-08
	1	Pump casing, ISO	9612-4572-09	9612-4572-09
	1	Pump casing, BS	9612-4572-10	9612-4572-10
Alternatives				
36	1	Impeller screw	9612-1396-03	9612-1396-03
37	1	Impeller for impeller screw	9612-1314-10	9612-1314-06

LKH-20 Centrifugal Pump Single, Flushed and Double Mechanical Shaft Seal

DMSS = Double Mechanical Shaft Seal. FSS = Flushed Shaft Seal



	C/SiC	SiC/SiC
Service kit for single shaft seal		
Service kit, EPDM (Std.)	□ 9611-92-2080	❖ 9611-92-2570
Service kit, NBR	□ 9611-92-2081	❖ 9611-92-2571
Service kit, FPM	□ 9611-92-2082	❖ 9611-92-2572
Service kit, FEP	□ 9611-92-2083	❖ 9611-92-2573
Service kit for single shaft seal and impeller screw		
Service kit, EPDM (Std.)	◆ 9611-92-2122	◇ 9611-92-2574
Service kit, NBR	◆ 9611-92-2123	◇ 9611-92-2575
Service kit, FPM	◆ 9611-92-2124	◇ 9611-92-2576
Service kit, FEP	◆ 9611-92-2125	◇ 9611-92-2577
Service kit for flushed shaft seal		
Service kit, EPDM (Std.)	○ 9611-92-2084	■ 9611-92-2578
Service kit, NBR	○ 9611-92-2085	■ 9611-92-2579
Service kit, FPM	○ 9611-92-2086	■ 9611-92-2580
Service kit, FEP	○ 9611-92-2087	■ 9611-92-2581
Service kit for flushed shaft seal and impeller screw		
Service kit, EPDM (Std.)	★ 9611-92-2126	⊕ 9611-92-2582
Service kit, NBR	★ 9611-92-2127	⊕ 9611-92-2583
Service kit, FPM	★ 9611-92-2128	⊕ 9611-92-2584
Service kit, FEP	★ 9611-92-2129	⊕ 9611-92-2585
Service kit for double mechanical shaft seal		
Service kit, EPDM (Std.)	△ 9611-92-2214	⊗ 9611-92-2586
Service kit, NBR	△ 9611-92-2215	⊗ 9611-92-2587
Service kit, FPM	△ 9611-92-2216	⊗ 9611-92-2588
Service kit, FEP	△ 9611-92-2217	⊗ 9611-92-2589
Service kit for double mechanical shaft seal and impeller screw		
Service kit, EPDM (Std.)	▲ 9611-92-2218	● 9611-92-2590
Service kit, NBR	▲ 9611-92-2219	● 9611-92-2591
Service kit, FPM	▲ 9611-92-2220	● 9611-92-2592
Service kit, FEP	▲ 9611-92-2221	● 9611-92-2593

Parts marked with □◆○★▲△❖◇◆■⊕● are included in the service kits.

Recommended Spare Parts: Service kits.

Shaft seal: See page 52

Conversion kit, single to flushed shaft seal EPDM C/SiC 9611-92-2042 = Pos. 10+40+41+42+43+44+45

Conversion kit single to double mechanical shaft seal EPDM C/SiC 9611-92-2175 = Pos. 13+14+15+40a+41+42+44+50+51+52

Conversion kit single to double mechanical shaft seal EPDM SiC/SiC 9611-92-2326 = Pos.13+ 14+15+40a+41+42+44+50+51+52

Conversion kit, flushed to double mechanical shaft seal EPDM C/SiC 9611-92-2176 = Pos.13+ 14+40a+50+51+52

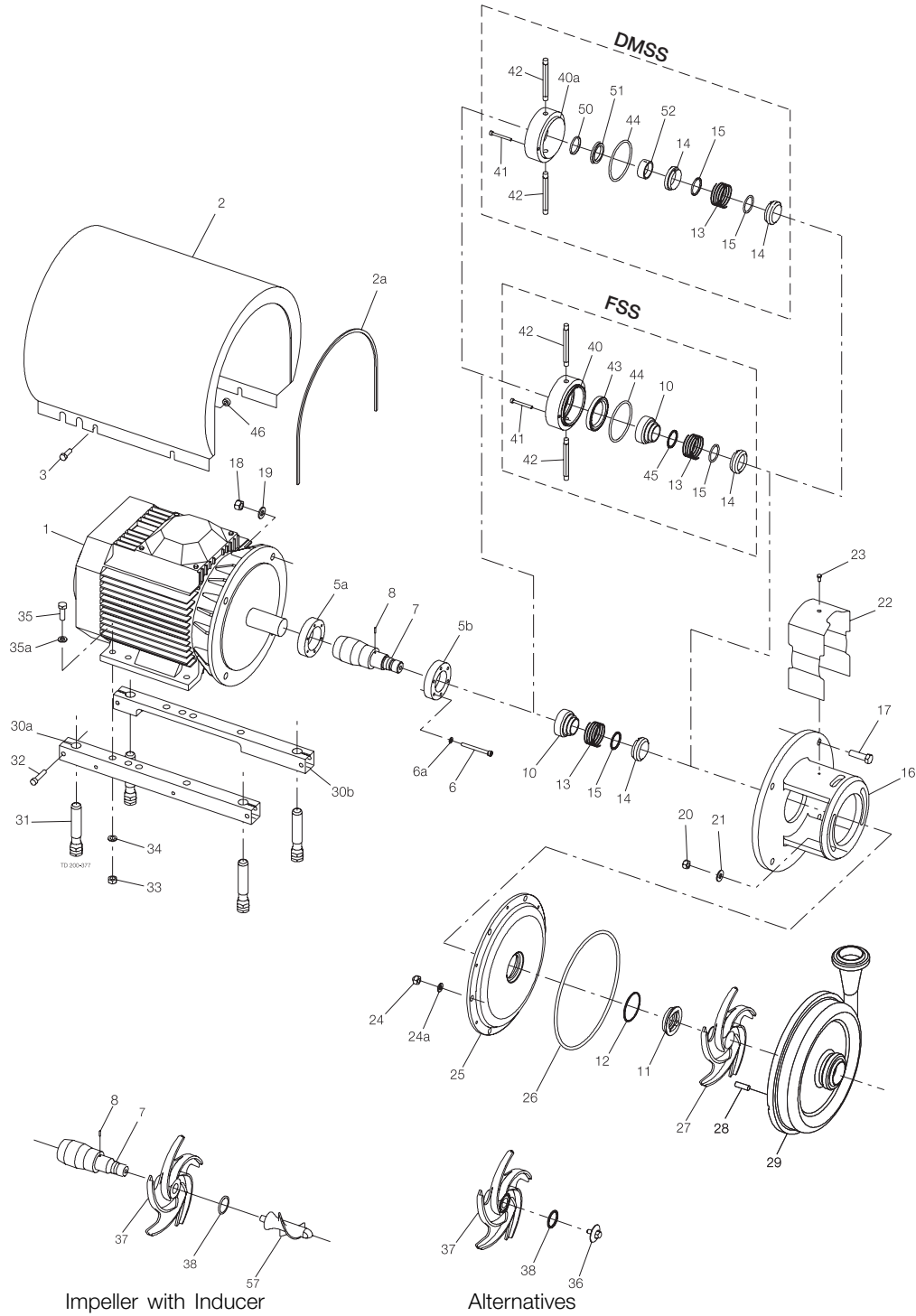
Replace to inducer (For pump with impeller screw) please order pos. 7+57+38

Replace to inducer (For pump without impeller screw) please order pos. 7+57+37+38.

900011/2

LKH-25 Centrifugal Pump Single, Flushed and Double Mechanical Shaft Seal

DMSS = Double Mechanical Shaft Seal. FSS = Flushed Shaft Seal



LKH-25 Centrifugal Pump Single, Flushed and Double Mechanical Shaft Seal

Pos	Qty	Denomination	4 kW	5.5 kW	7.5 kW	11 kW	15 kW
1	1	Motor, ABB*	9612-4028-07	9612-4028-15	9612-4028-30	31801-0122-1	31801-1194-1
	1	Motor, ABB**	9612-4028-09	9612-4028-17	9612-4028-32	31801-0122-3	31801-1194-3
2	1	Shroud complete, (Period 9310-)	9612-1390-03	9612-1390-08	9612-1390-08	9612-1390-05	9612-1390-05
2a	1	Edge list, (Incl. in pos. 2)					

* 3 ~, 50 Hz, 220-240VΔ/380-420VY - Standard ≤ 4 kW
 3 ~, 60 Hz, 250-280VΔ/440-480VY - Standard ≤ 4.6 kW

** 3 ~, 50 Hz, 380-420VΔ/660-690VY - Standard ≤ 5.5 kW
 3 ~, 60 Hz, 440-480 Δ - Standard ≤ 6.3 kW

Pos	Qty	Denomination	4 kW	5.5-7.5 kW	11-15 kW
3	4	Screw	9611-99-3240	9611-99-3240	9611-99-3241
5a	1	Compression ring with thread	9612-1336-02	9612-1336-05	9612-1336-03
5b	1	Compression ring without thread	9612-1337-02	9612-1337-05	9612-1337-03
6	6	Screw	9611-99-3196	9611-99-3197	9611-99-3198
6a	6	Washer	9611-99-3199	9611-99-3199	9611-99-3199
7	1	Shaft , with internal/external thread and pin (pos. 8)	9612-1325-02	9612-1326-02	9612-1327-02
	1	Shaft , with internal/external thread and pin (pos. 8) (for inducer)	9612-1325-05	9612-1326-05	9612-1327-09
8	1	Connex pin	9611-99-0622	9611-99-0622	9611-99-0622
10	1	Drive ring, Single shaft seal plast	9612-1377-01	9612-1377-01	9612-1377-01
	1	Drive ring, Single shaft seal steel	9612-9268-01	9612-9268-01	9612-9268-01
	1	Drive ring, Flushed shaft seal	9612-1397-01	9612-1397-01	9612-1397-01
16	1	Adaptor	9612-3424-01	9612-3425-01	9612-3426-01
17	4	Screw for adaptor	9611-99-1834	9611-99-2162	9611-99-2163
18	4	Nut for adaptor	9611-99-0587	9611-99-0587	9611-99-2160
19	4	Washer for adaptor	9611-99-0676	9611-99-0676	9611-99-1886
20	2	Nut	9611-99-0353	9611-99-0353	9611-99-0353
21	2	Washer	9611-99-2559	9611-99-2559	9611-99-2559
22	1	Safety guard	9612-1311-06	9612-1311-07	9612-1311-08
23	1	Screw for safety guard	9611-99-3239	9611-99-3239	9611-99-3239
24	6	Cap nut	9611-99-2593	9611-99-2593	9611-99-2593
24a	6	Washer	9611-99-1887	9611-99-1887	9611-99-1887
25	1	Back plate	9612-1384-23	9612-1384-23	9612-1384-23
26	1	O-ring, EPDM (standard)	9611-99-2983	9611-99-2983	9611-99-2983
	1	O-ring, NBR	9611-99-2984	9611-99-2984	9611-99-2984
	1	O-ring, FPM	9611-99-2985	9611-99-2985	9611-99-2985
	1	O-ring, FEP	9611-99-2986	9611-99-2986	9611-99-2986
27	1	Impeller	9612-4252-07	9612-4252-07	9612-4252-01
28	6	Bolt	9611-99-2169	9611-99-2169	9611-99-2169
29	1	Pump casing, IDF	9612-4924-06	9612-4924-06	9612-4924-06
	1	Pump casing, SMS	9612-4924-07	9612-4924-07	9612-4924-07
	1	Pump casing, DIN	9612-4924-08	9612-4924-08	9612-4924-08
	1	Pump casing, ISO	9612-4924-09	9612-4924-09	9612-4924-09
	1	Pump casing, BS	9612-4924-10	9612-4924-10	9612-4924-10
	1	Pump casing, flange DN80/DN65	9612-1380-09	9612-1380-09	9612-1380-09
57	1	Inducer	9612-5089-02	9612-5089-02	9612-5089-02

Legs

30a	1	Support bar, right	9612-1322-05	9612-1322-06	9612-1322-03
30b	1	Support bar, left	9612-1323-05	9612-1323-06	9612-1323-03
31	4	Leg	9612-3967-01	9612-3967-01	9612-3967-01
32	4	Screw, (Period 9711-)	9611-99-0273	9611-99-0273	9611-99-0273
	4	Screw, (Period -9711)	9611-99-1907	9611-99-1907	9611-99-1907
33	4	Nut	9611-99-0353	9611-99-0353	9611-99-0587
34	4	Spring washer	9611-99-1887	9611-99-1887	9611-99-0676
35	4	Screw	9611-99-1911	9611-99-1911	9611-99-1834
35a	4	Washer	9611-99-0786	9611-99-0786	9611-99-0706
46	4	Distance sleeve		9611-99-2737	31438-0390-2

Alternatives

36	1	Impeller screw	9612-1396-01	9612-1396-01	9612-1396-01
	1	Impeller, screw (for inducer)	9612-1396-07	9612-1396-07	9612-1396-07
37	1	Impeller for impeller screw	9612-4252-08	9612-4252-08	9612-4252-02
38	1	O-ring, EPDM	9611-99-2145	9611-99-2145	9611-99-2145
	1	O-ring, NBR	9611-99-2147	9611-99-2147	9611-99-2147
	1	O-ring, FPM	9611-99-2146	9611-99-2146	9611-99-2146
	1	O-ring, FEP	9611-99-2148	9611-99-2148	9611-99-2148

Pos	Qty	Denomination	4-15 kW
-----	-----	--------------	---------

Parts for Flushed Shaft Seal

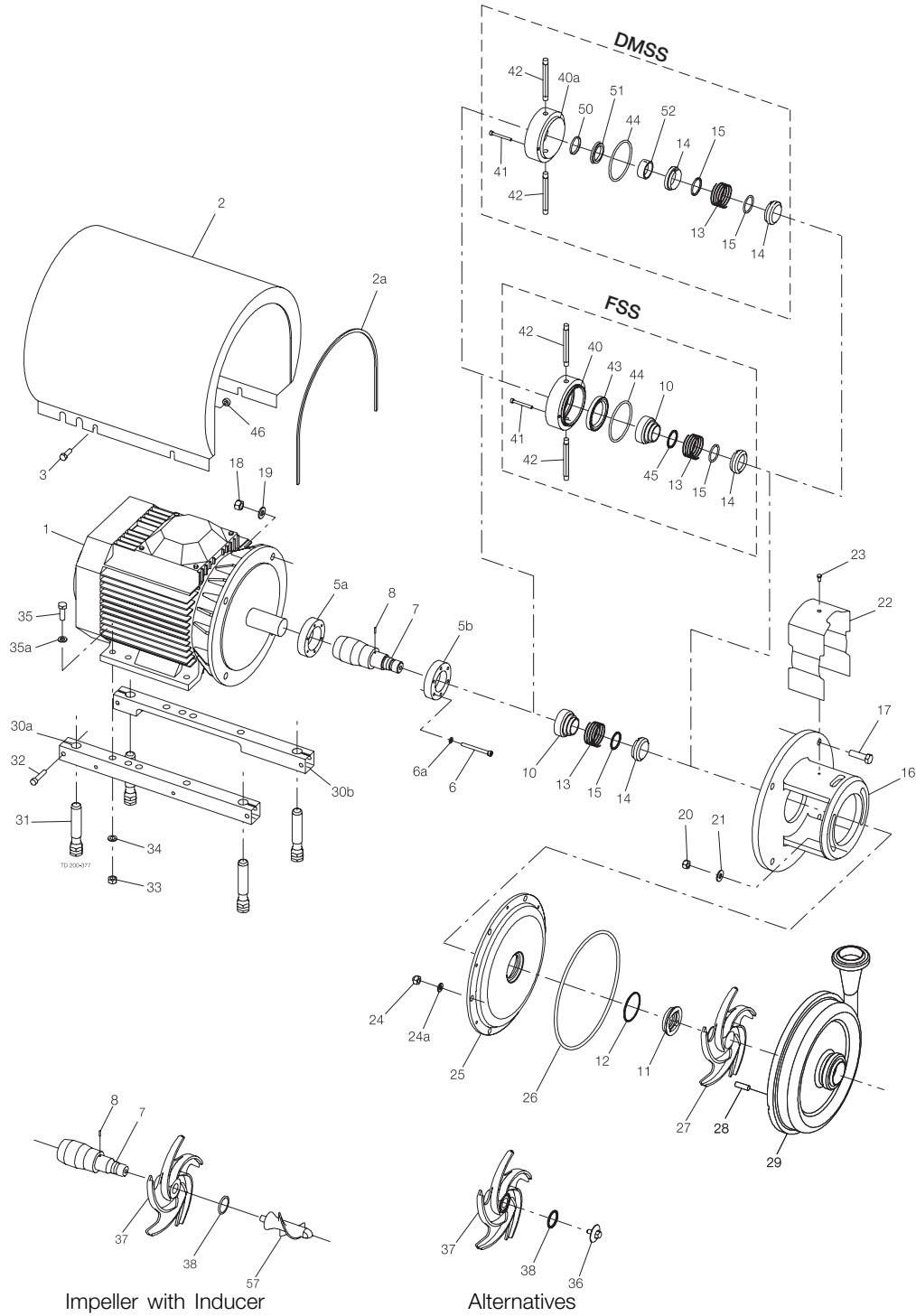
40	1	Seal housing	9612-1339-01
41	2	Screw for seal housing	9611-99-0203
42	2	Tube	9612-3589-07

Parts for Double Mechanical Shaft Seal

40a	1	Seal housing	9612-1339-02
41	2	Screw for seal housing	9611-99-0203
42	2	Tube	9612-3589-07

LKH-25 Centrifugal Pump Single, Flushed and Double Mechanical Shaft Seal

DMSS = Double Mechanical Shaft Seal. FSS = Flushed Shaft Seal



LKH-25 Centrifugal Pump Single, Flushed and Double Mechanical Shaft Seal

Pos	Qty	Denomination	4-15 kW
Accessories			
	1	Tool complete	9612-9036-01

Surface roughness, product wetted parts: Ra ≤ 0.8 µm

Pos	Qty	Denomination	4-7.5 kW	11-15 kW
25	1	Back plate	9612-1384-24	9612-1384-24
29	1	Pump casing, IDF	9612-4925-06	9612-4925-06
	1	Pump casing, SMS	9612-4925-07	9612-4925-07
	1	Pump casing, DIN	9612-4925-08	9612-4925-08
	1	Pump casing, ISO	9612-4925-09	9612-4925-09
	1	Pump casing, BS	9612-4925-10	9612-4925-10

Alternatives

36	1	Impeller screw	9612-1396-03	9612-1396-03
37	1	Impeller for impeller screw	9612-4252-10	9612-4252-06

C/SIC SIC/SIC

Service kit for single shaft seal

Service kit, EPDM (Std.)	□	9611-92-2178	❖	9611-92-2594
Service kit, NBR	□	9611-92-2179	❖	9611-92-2595
Service kit, FPM	□	9611-92-2180	❖	9611-92-2596
Service kit, FEP	□	9611-92-2181	❖	9611-92-2597

Service kit for single shaft seal and impeller screw

Service kit, EPDM (Std.)	◆	9611-92-2182	◇	9611-92-2598
Service kit, NBR	◆	9611-92-2183	◇	9611-92-2599
Service kit, FPM	◆	9611-92-2184	◇	9611-92-2600
Service kit, FEP	◆	9611-92-2185	◇	9611-92-2601

Service kit for flushed shaft seal

Service kit, EPDM (Std.)	○	9611-92-2186	■	9611-92-2602
Service kit, NBR	○	9611-92-2187	■	9611-92-2603
Service kit, FPM	○	9611-92-2188	■	9611-92-2604
Service kit, FEP	○	9611-92-2189	■	9611-92-2605

Service kit for flushed shaft seal and impeller screw

Service kit, EPDM (Std.)	★	9611-92-2190	⊕	9611-92-2606
Service kit, NBR	★	9611-92-2191	⊕	9611-92-2607
Service kit, FPM	★	9611-92-2192	⊕	9611-92-2608
Service kit, FEP	★	9611-92-2193	⊕	9611-92-2609

Service kit for double mechanical shaft seal

Service kit, EPDM (Std.)	△	9611-92-2222	⊗	9611-92-2610
Service kit, NBR	△	9611-92-2223	⊗	9611-92-2611
Service kit, FPM	△	9611-92-2224	⊗	9611-92-2612
Service kit, FEP	△	9611-92-2225	⊗	9611-92-2613

Service kit for double mechanical shaft seal and impeller screw

Service kit, EPDM (Std.)	▲	9611-92-2226	●	9611-92-2614
Service kit, NBR	▲	9611-92-2227	●	9611-92-2615
Service kit, FPM	▲	9611-92-2228	●	9611-92-2616
Service kit, FEP	▲	9611-92-2229	●	9611-92-2617

Parts marked with □◆○★△▲❖◇■⊗⊕ are included in the service kits.

Recommended Spare Parts: Service kits.

Shaft seal: See page 52

Conversion kit, single to flushed shaft seal EPDM C/SIC 9611-92-2891 = Pos. 10+40+41+42+43+44+45

Conversion kit single to double mechanical shaft seal EPDM C/SIC 9611-92-2175 = Pos. 13+14+15+40a+41+42+44+50+51+52

Conversion kit single to double mechanical shaft seal EPDM SIC/SIC 9611-92-2326 = Pos. 13+14+15+40a+41+42+44+50+51+52

Conversion kit, flushed to double mechanical shaft seal EPDM C/SIC 9611-92-2176 = Pos.13+ 14+40a+50+51+52

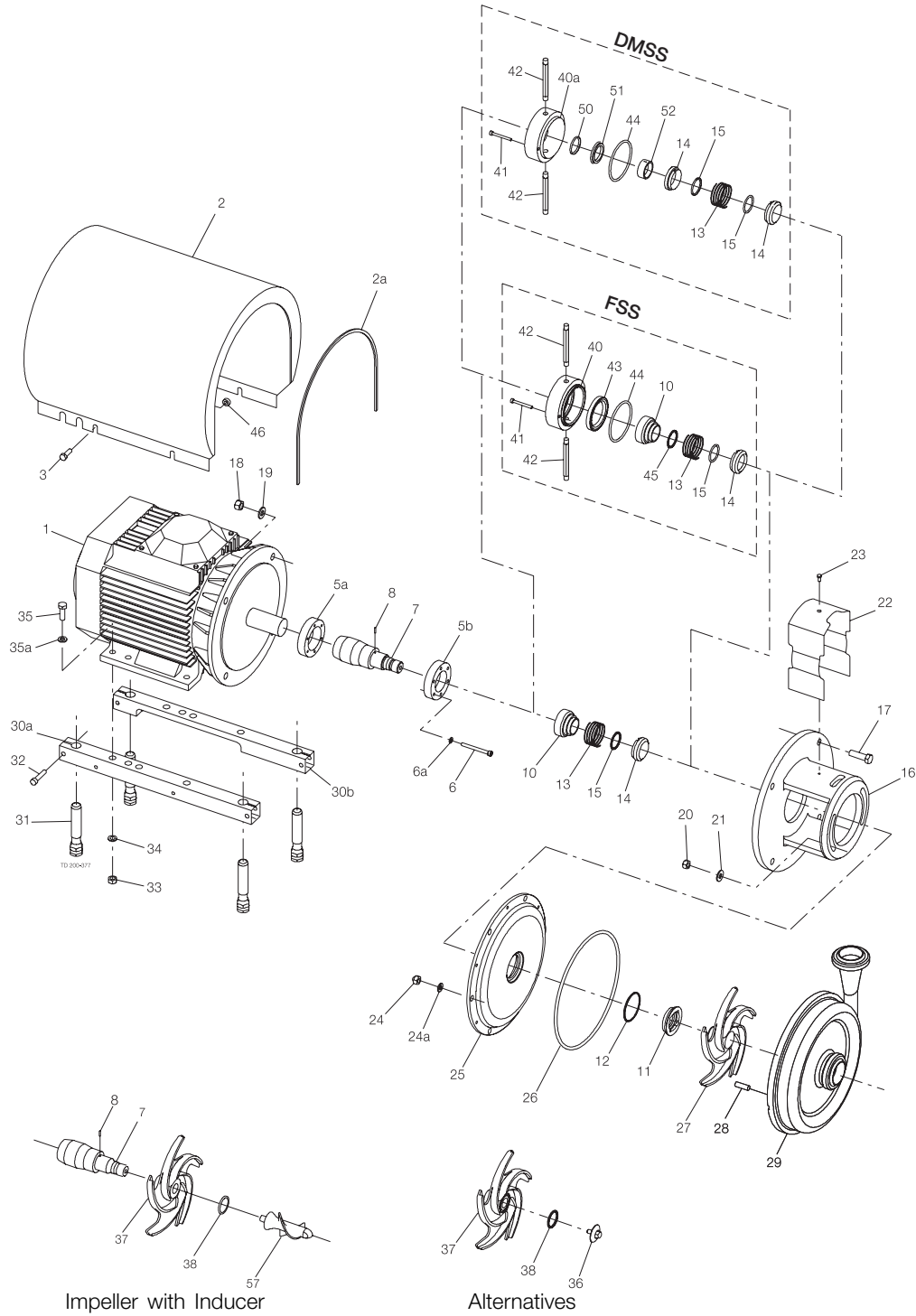
Replace to inducer (for pump with impellerscrew) please order pos. 7+57+38

Replace to inducer (for pump without impellerscrew) please order pos. 7+57+37+38

900012/3

LKH-35 Centrifugal Pump Single, Flushed and Double Mechanical Shaft Seal

DMSS = Double Mechanical Shaft Seal. FSS = Flushed Shaft Seal



LKH-35 Centrifugal Pump Single, Flushed and Double Mechanical Shaft Seal

Pos	Qty	Denomination	4 kW	5.5 kW	7.5 kW	11 kW	15 kW
1	1	Motor, ABB*	9612-4028-07	9612-4028-15	9612-4028-30	31801-0122-1	31801-1194-1
	1	Motor, ABB**	9612-4028-09	9612-4028-17	9612-4028-32	31801-0122-3	31801-1194-3
2	1	Shroud complete, (Period 9310-)	9612-1390-03	9612-1390-08	9612-1390-08	9612-1390-05	9612-1390-05
2a	1	Edge list, (Incl. in pos. 2)					

* 3 ~, 50 Hz, 220-240VΔ/380-420VY - Standard ≤ 4 kW
 3 ~, 60 Hz, 250-280VΔ/440-480VY - Standard ≤ 4.6 kW

** 3 ~, 50 Hz, 380-420VΔ/660-690VY - Standard ≤ 5.5 kW
 3 ~, 60 Hz, 440-480 Δ - Standard ≤ 6.3 kW

Pos	Qty	Denomination	4 kW	5.5-7.5 kW	11-15 kW
3	4	Screw	9611-99-3240	9611-99-3240	9611-99-3241
5a	1	Compression ring with thread	9612-1336-02	9612-1336-05	9612-1336-03
5b	1	Compression ring without thread	9612-1337-02	9612-1337-05	9612-1337-03
6	6	Screw	9611-99-3196	9611-99-3197	9611-99-3198
6a	6	Washer	9611-99-3199	9611-99-3199	9611-99-3199
7	1	Shaft , with internal/external thread and pin (pos. 8)	9612-1325-02	9612-1326-02	9612-1327-02
	1	Shaft , with internal/external thread and pin (pos. 8) (for inducer)	9612-1325-05	9612-1326-05	9612-1327-09
8	1	Connex pin	9611-99-0622	9611-99-0622	9611-99-0622
10	1	Drive ring, Single shaft seal plast	9612-1377-01	9612-1377-01	9612-1377-01
	1	Drive ring, Single shaft seal steel	9612-9268-01	9612-9268-01	9612-9268-01
	1	Drive ring, Flushed shaft seal	9612-1397-01	9612-1397-01	9612-1397-01
16	1	Adaptor	9612-3424-01	9612-3425-01	9612-3426-01
17	4	Screw for adaptor	9611-99-1834	9611-99-2162	9611-99-2163
18	4	Nut for adaptor	9611-99-0587	9611-99-0587	9611-99-2160
19	4	Washer for adaptor	9611-99-0676	9611-99-0676	9611-99-1886
20	2	Nut	9611-99-0353	9611-99-0353	9611-99-0353
21	2	Washer	9611-99-2559	9611-99-2559	9611-99-2559
22	1	Safety guard	9612-1311-06	9612-1311-07	9612-1311-08
23	1	Screw for safety guard	9611-99-3239	9611-99-3239	9611-99-3239
24	6	Cap nut	9611-99-2593	9611-99-2593	9611-99-2593
24a	6	Washer	9611-99-1887	9611-99-1887	9611-99-1887
25	1	Back plate	9612-1384-23	9612-1384-23	9612-1384-23
26	1	O-ring, EPDM (standard)	9611-99-2983	9611-99-2983	9611-99-2983
	1	O-ring, NBR	9611-99-2984	9611-99-2984	9611-99-2984
	1	O-ring, FPM	9611-99-2985	9611-99-2985	9611-99-2985
	1	O-ring, FEP	9611-99-2986	9611-99-2986	9611-99-2986
27	1	Impeller	9612-4341-07	9612-4341-07	9612-4341-01
28	6	Bolt	9611-99-2169	9611-99-2169	9611-99-2169
29	1	Pump casing, IDF	9612-4924-11	9612-4924-11	9612-4924-11
	1	Pump casing, SMS	9612-4924-12	9612-4924-12	9612-4924-12
	1	Pump casing, DIN	9612-4924-13	9612-4924-13	9612-4924-13
	1	Pump casing, ISO	9612-4924-14	9612-4924-14	9612-4924-14
	1	Pump casing, BS	9612-4924-15	9612-4924-15	9612-4924-15
	1	Pump casing, flange DN65/DN50	9612-1380-10	9612-1380-10	9612-1380-10
57	1	Inducer	9612-5088-02	9612-5088-02	9612-5088-02

Legs

30a	1	Support bar, right	9612-1322-05	9612-1322-06	9612-1322-03
30b	1	Support bar, left	9612-1323-05	9612-1323-06	9612-1323-03
31	4	Leg	9612-3967-01	9612-3967-01	9612-3967-01
32	4	Screw, (Period 9711-)	9611-99-0273	9611-99-0273	9611-99-0273
	4	Screw, (Period -9711)	9611-99-1907	9611-99-1907	9611-99-1907
33	4	Nut	9611-99-0353	9611-99-0353	9611-99-0587
34	4	Spring washer	9611-99-1887	9611-99-1887	9611-99-0676
35	4	Screw	9611-99-1911	9611-99-1911	9611-99-1834
35a	4	Washer	9611-99-0786	9611-99-0786	9611-99-0706
46	4	Distance sleeve		9611-99-2737	31438-0390-2

Alternatives

36	1	Impeller screw	9612-1396-01	9612-1396-01	9612-1396-01
	1	Impeller, screw (for inducer)	9612-1396-07	9612-1396-07	9612-1396-07
37	1	Impeller for impeller screw	9612-4341-08	9612-4341-08	9612-4341-02
38	1	O-ring, EPDM	9611-99-2145	9611-99-2145	9611-99-2145
	1	O-ring, NBR	9611-99-2147	9611-99-2147	9611-99-2147
	1	O-ring, FPM	9611-99-2146	9611-99-2146	9611-99-2146
	1	O-ring, FEP	9611-99-2148	9611-99-2148	9611-99-2148

Pos	Qty	Denomination	4-15 kW
-----	-----	--------------	---------

Parts for Flushed Shaft Seal

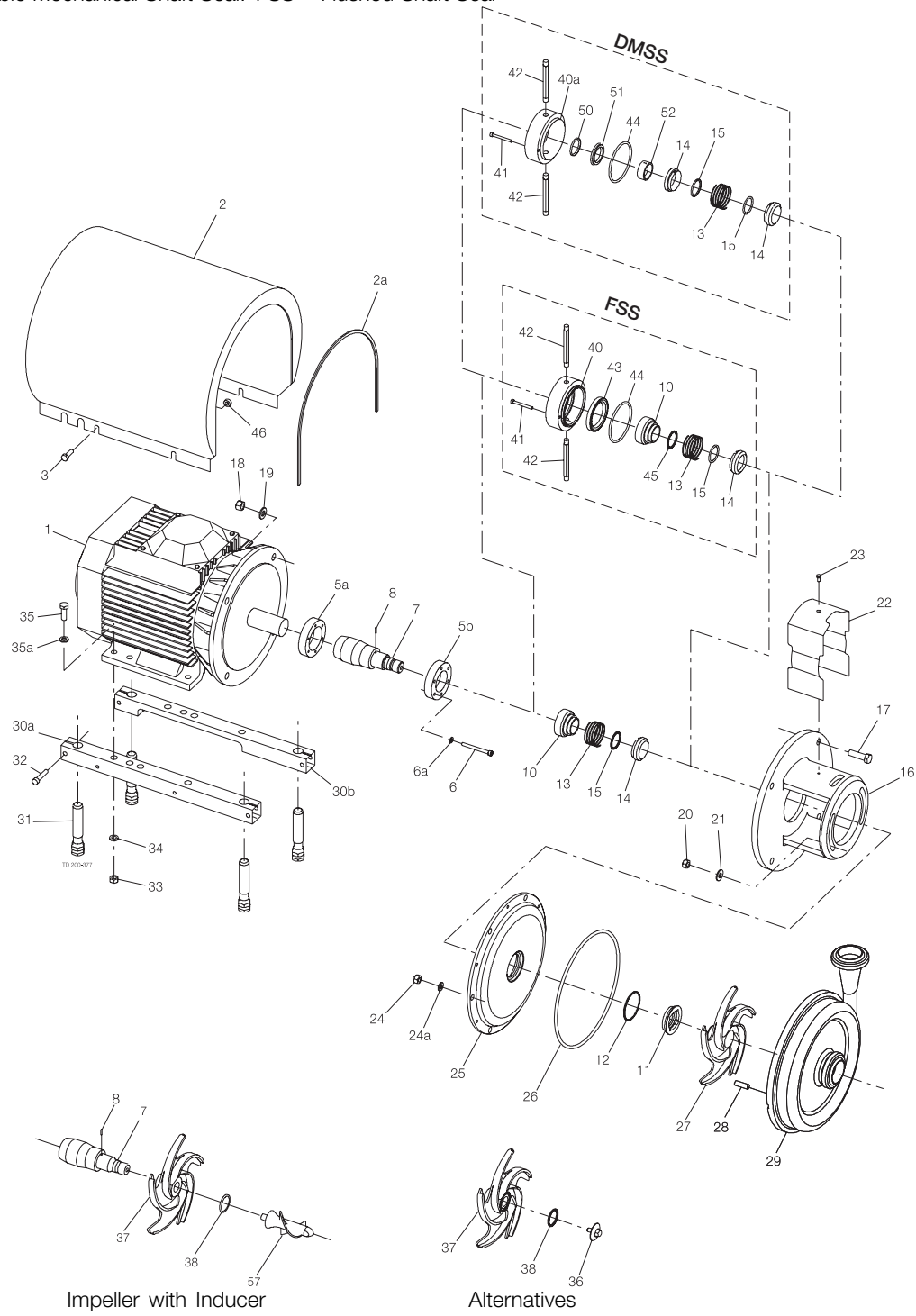
40	1	Seal housing	9612-1339-01
41	2	Screw for seal housing	9611-99-0203
42	2	Tube	9612-3589-07

Parts for Double Mechanical Shaft Seal

40a	1	Seal housing	9612-1339-02
41	2	Screw for seal housing	9611-99-0203
42	2	Tube	9612-3589-07

LKH-35 Centrifugal Pump Single, Flushed and Double Mechanical Shaft Seal

DMSS = Double Mechanical Shaft Seal. FSS = Flushed Shaft Seal



LKH-35 Centrifugal Pump Single, Flushed and Double Mechanical Shaft Seal

Pos	Qty	Denomination	4-15 kW
-----	-----	--------------	---------

Accessories

1	Tool complete	9612-9036-01
---	---------------	--------------

Surface roughness, product wetted parts: Ra ≤ 0.8 µm

Pos	Qty	Denomination	4-7.5 kW	11-15 kW
25	1	Back plate	9612-1384-24	9612-1384-24
27	1	Impeller	9612-4341-09	9612-4341-05
29	1	Pump casing, IDF	9612-4925-11	9612-4925-11
	1	Pump casing, SMS	9612-4925-12	9612-4925-12
	1	Pump casing, DIN	9612-4925-13	9612-4925-13
	1	Pump casing, ISO	9612-4925-14	9612-4925-14
	1	Pump casing, BS	9612-4925-15	9612-4925-15

Alternatives

36	1	Impeller screw	9612-1396-03	9612-1396-03
37	1	Impeller for impeller screw	9612-4341-10	9612-4341-06

C/SIC	SIC/SIC
-------	---------

Service kit for single shaft seal

Service kit, EPDM (Std.)	□ 9611-92-2178	❖ 9611-92-2594
Service kit, NBR	□ 9611-92-2179	❖ 9611-92-2595
Service kit, FPM	□ 9611-92-2180	❖ 9611-92-2596
Service kit, FEP	□ 9611-92-2181	❖ 9611-92-2597

Service kit for single shaft seal and impeller screw

Service kit, EPDM (Std.)	◆ 9611-92-2182	◇ 9611-92-2598
Service kit, NBR	◆ 9611-92-2183	◇ 9611-92-2599
Service kit, FPM	◆ 9611-92-2184	◇ 9611-92-2600
Service kit, FEP	◆ 9611-92-2185	◇ 9611-92-2601

Service kit for flushed shaft seal

Service kit, EPDM (Std.)	○ 9611-92-2186	■ 9611-92-2602
Service kit, NBR	○ 9611-92-2187	■ 9611-92-2603
Service kit, FPM	○ 9611-92-2188	■ 9611-92-2604
Service kit, FEP	○ 9611-92-2189	■ 9611-92-2605

Service kit for flushed shaft seal and impeller screw

Service kit, EPDM (Std.)	★ 9611-92-2190	⊕ 9611-92-2606
Service kit, NBR	★ 9611-92-2191	⊕ 9611-92-2607
Service kit, FPM	★ 9611-92-2192	⊕ 9611-92-2608
Service kit, FEP	★ 9611-92-2193	⊕ 9611-92-2609

Service kit for double mechanical shaft seal

Service kit, EPDM (Std.)	△ 9611-92-2222	⊗ 9611-92-2610
Service kit, NBR	△ 9611-92-2223	⊗ 9611-92-2611
Service kit, FPM	△ 9611-92-2224	⊗ 9611-92-2612
Service kit, FEP	△ 9611-92-2225	⊗ 9611-92-2613

Service kit for double mechanical shaft seal and impeller screw

Service kit, EPDM (Std.)	▲ 9611-92-2226	● 9611-92-2614
Service kit, NBR	▲ 9611-92-2227	● 9611-92-2615
Service kit, FPM	▲ 9611-92-2228	● 9611-92-2616
Service kit, FEP	▲ 9611-92-2229	● 9611-92-2617

Parts marked with □◆○★△▲❖◇◆■⊗⊕ are included in the service kits.

Recommended Spare Parts: Service kits.

Shaft seal: See page 52

Conversion kit, single to flushed shaft seal EPDM C/SIC 9611-92-2891 = Pos. 10+40+41+42+43+44+45

Conversion kit, single to double mechanical shaft seal EPDM C/SIC 9611-92-2175 = Pos. 13+14+15+40a+41+42+44+50+51+52

Conversion kit, single to double mechanical shaft seal EPDM SIC/SIC 9611-92-2326 = Pos. 13+14+15+40a+41+42+44+50+51+52

Conversion kit, flushed to double mechanical shaft seal EPDM C/SIC 9611-92-2176 = Pos. 13+14+40a+50+51+52

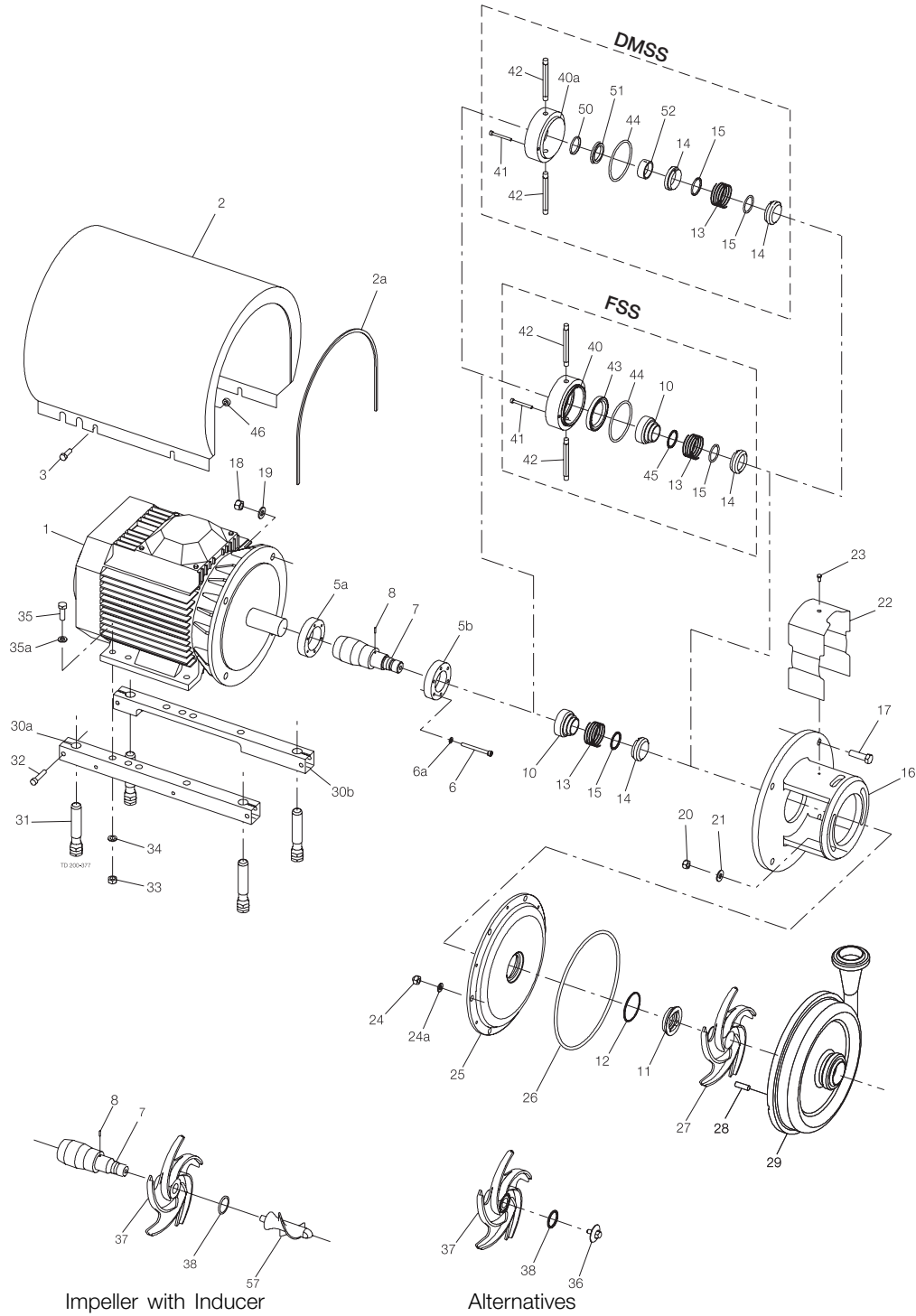
Replace to inducer (for pump with impellerscrew) please order pos. 7+57+38

Replace to inducer (for pump without impellerscrew) please order pos. 7+57+37+38

900014/3

LKH-40 Centrifugal Pump Single, Flushed and Double Mechanical Shaft Seal

DMSS = Double Mechanical Shaft Seal. FSS = Flushed Shaft Seal



LKH-40 Centrifugal Pump Single, Flushed and Double Mechanical Shaft Seal

Pos	Qty	Denomination	7.5 kW	11 kW	15kW	18.5 kW	22 kW
1	1	Motor, ABB**	9612-4028-30	31801-0122-1	31801-1194-1	9612-3454-13	
	1	Motor, ABB***	9612-4028-32	31801-0122-3	31801-1194-3	9612-3454-14	
	1	Motor, ABB* (Period 0910-)					9612-3454-21
	1	Motor, ABB** (Period 0910-)					9612-3454-22
	1	Motor, ABB* (Period -0910)					9612-3454-15
2	1	Motor, ABB** (Period -0910)					9612-3454-16
	1	Shroud, (Period 9310-)	9612-1390-08	9612-1390-05	9612-1390-05	9612-1390-05	9612-1390-06
2a	1	Shroud, (Period 9009-9310)	9612-1390-04				
	1	Edge list, (Incl. in pos. 2)					

**3 ~, 50 Hz, 220-240VΔ/380-420VY - Option
3 ~, 60 Hz, 250-280VΔ/440-480VY - Option

***3 ~, 50 Hz, 380-420VΔ/660-690VY - Standard
3 ~, 60 Hz, 440-480VΔ - Standard

Pos	Qty	Denomination	7.5 kW	11 kW	15-18.5 kW	22 kW
3	4	Screw	9611-99-3240	9611-99-3241	9611-99-3241	9611-99-3243
5a	1	Compression ring with thread	9612-1336-05	9612-1336-03	9612-1336-03	9612-1336-04
5b	1	Compression ring without thread	9612-1337-05	9612-1337-03	9612-1337-03	9612-1337-04
6	6	Screw	9611-99-3197	9611-99-3198	9611-99-3198	9611-99-3198
6a	6	Washer	9611-99-3199	9611-99-3199	9611-99-3199	9611-99-3199
7	1	Shaft, with internal/external thread and pin (pos.8)	9612-1326-02	9612-1327-02	9612-1327-02	9612-1328-02
	1	Shaft, with internal/external thread and pin (pos.8) (for inducer)	9612-1326-05	9612-1327-09	9612-1327-09	9612-1328-05
8	1	Connex pin	9611-99-0622	9611-99-0622	9611-99-0622	9611-99-0622
10	1	Drive ring, Single shaft seal plast	9612-1377-01	9612-1377-01	9612-1377-01	9612-1377-01
	1	Drive ring, Single shaft seal steel	9612-9268-01	9612-9268-01	9612-9268-01	9612-9268-01
	1	Drive ring, Flushed shaft seal	9612-1397-01	9612-1397-01	9612-1397-01	9612-1397-01
16	1	Adaptor	9612-3425-01	9612-3426-01	9612-3426-01	9612-3426-01
17	4	Screw for adaptor	9611-99-2162	9611-99-2163	9611-99-2163	9611-99-2164
18	4	Nut for adaptor	9611-99-0587	9611-99-2160	9611-99-2160	9611-99-2160
19	4	Washer for adaptor	9611-99-0676	9611-99-1886	9611-99-1886	9611-99-1886
20	2	Nut	9611-99-0353	9611-99-0353	9611-99-0353	9611-99-0353
21	2	Washer	9611-99-2559	9611-99-2559	9611-99-2559	9611-99-2559
22	1	Safety guard	9612-1311-07	9612-1311-08	9612-1311-08	9612-1311-08
23	1	Screw for safety guard	9611-99-3239	9611-99-3239	9611-99-3239	9611-99-3239
24	6	Cap nut, (Period 9211-)	9611-99-2593	9611-99-2593	9611-99-2593	9611-99-2593
24a	6	Washer	9611-99-1887	9611-99-1887	9611-99-1887	9611-99-1887
25	1	Backplate	9612-1384-06	9612-1384-06	9612-1384-06	9612-1384-06
26	1	O-ring, EPDM (standard)	9611-99-2171	9611-99-2171	9611-99-2171	9611-99-2171
	1	O-ring, NBR	9611-99-2173	9611-99-2173	9611-99-2173	9611-99-2173
	1	O-ring, FPM	9611-99-2172	9611-99-2172	9611-99-2172	9611-99-2172
	1	O-ring, FEP	9611-99-2174	9611-99-2174	9611-99-2174	9611-99-2174
27	1	Impeller	9612-1318-07	9612-1318-07	9612-1318-01	9612-1318-01
28	6	Bolt	9611-99-2169	9611-99-2169	9611-99-2169	9611-99-2169
29	1	Pump casing, IDF	9612-1398-16	9612-1398-16	9612-1398-16	9612-1398-16
	1	Pump casing, SMS	9612-1398-17	9612-1398-17	9612-1398-17	9612-1398-17
	1	Pump casing, DIN	9612-1398-18	9612-1398-18	9612-1398-18	9612-1398-18
	1	Pump casing, ISO	9612-1398-19	9612-1398-19	9612-1398-19	9612-1398-19
	1	Pump casing, BS	9612-1398-20	9612-1398-20	9612-1398-20	9612-1398-20
	1	Pump casing, flange DN80/DN65	9612-1380-04	9612-1380-04	9612-1380-04	9612-1380-04
57	1	Inducer	9612-5089-02	9612-5089-02	9612-5089-02	9612-5089-02

Legs

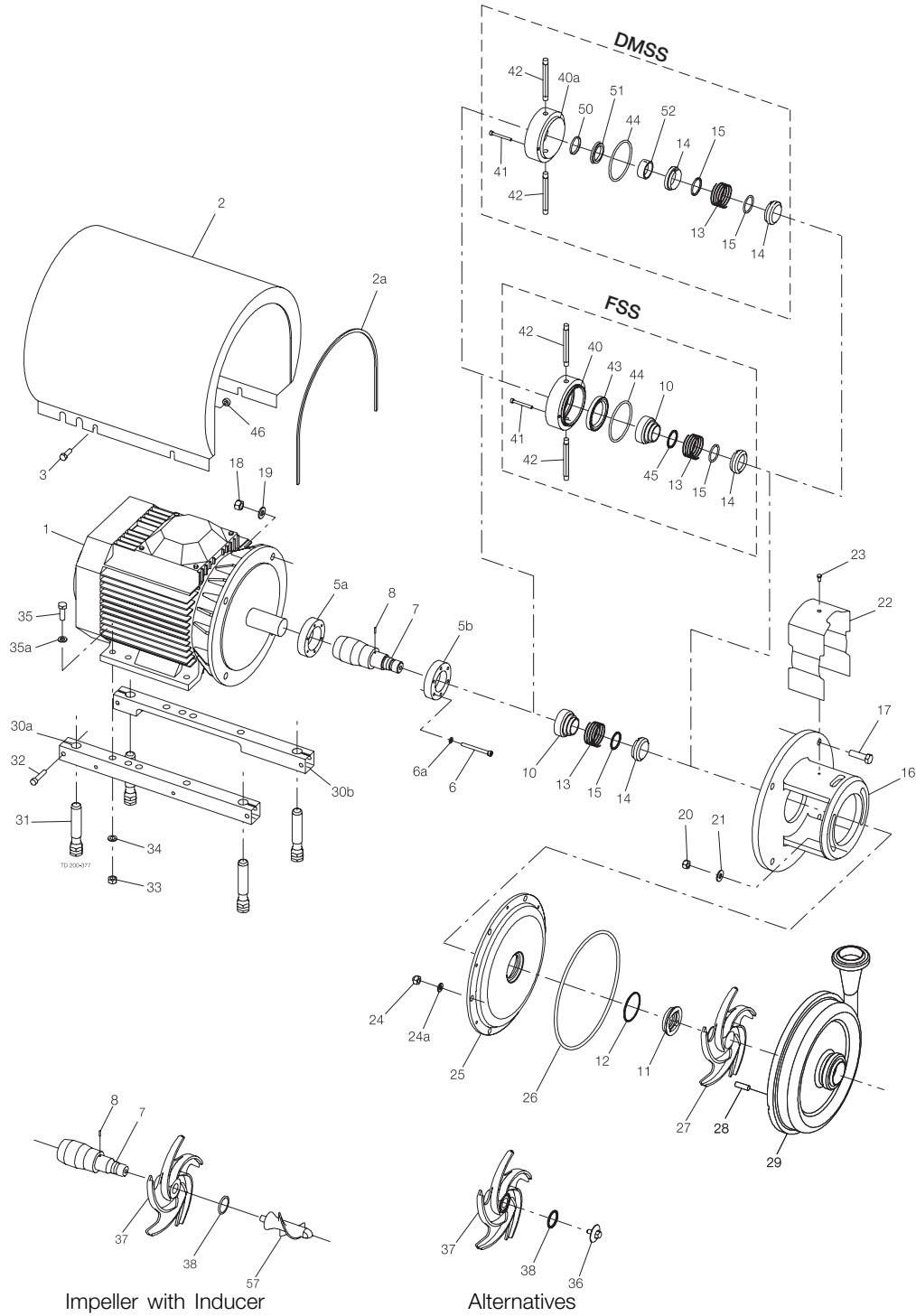
30a	1	Support bar, right, (Period 9310-)	9612-1322-06			
	1	Support bar, right, (*Period 9009-9310)	*9612-1322-02	9612-1322-03	9612-1322-03	9612-1322-04
30b	1	Support bar, left, (Period 9310-)	9612-1323-06			
	1	Support bar, left, (*Period 9009-9310)	*9612-1323-02	9612-1323-03	9612-1323-03	9612-1323-04
31	4	Leg	9612-3967-01	9612-3967-01	9612-3967-01	9612-3967-01
32	4	Screw, (Period 9711-)	9611-99-0273	9611-99-0273	9611-99-0273	9611-99-0273
	4	Screw, (Period -9711)	9611-99-1907	9611-99-1907	9611-99-1907	9611-99-1907
33	4	Nut	9611-99-0587	9611-99-0587	9611-99-0587	9611-99-0587
34	4	Spring washer	9611-99-1887	9611-99-0676	9611-99-0676	9611-99-0676
35	4	Screw	9611-99-1911	9611-99-1834	9611-99-1834	9611-99-1834
35a	4	Washer	9611-99-0786	9611-99-0706	9611-99-0706	9611-99-0706
46	4	Distance sleeve		31438-0390-2	31438-0390-2	31438-0390-1
	4	Distance sleeve, M2AA motor (Period 9310-)	9611-99-2737			

Alternatives

36	1	Impeller screw	9612-1396-01	9612-1396-01	9612-1396-01	9612-1396-01
	1	Impeller screw, (for inducer)	9612-1396-07	9612-1396-07	9612-1396-07	9612-1396-07
37	1	Impeller for impeller screw	9612-1318-08	9612-1318-08	9612-1318-02	9612-1318-02
38	1	O-ring, EPDM	9611-99-2145	9611-99-2145	9611-99-2145	9611-99-2145
	1	O-ring, NBR	9611-99-2147	9611-99-2147	9611-99-2147	9611-99-2147
	1	O-ring, FPM	9611-99-2146	9611-99-2146	9611-99-2146	9611-99-2146
	1	O-ring, FEP	9611-99-2148	9611-99-2148	9611-99-2148	9611-99-2148

LKH-40 Centrifugal Pump Single, Flushed and Double Mechanical Shaft Seal

DMSS = Double Mechanical Shaft Seal. FSS = Flushed Shaft Seal



LKH-40 Centrifugal Pump Single, Flushed and Double Mechanical Shaft Seal

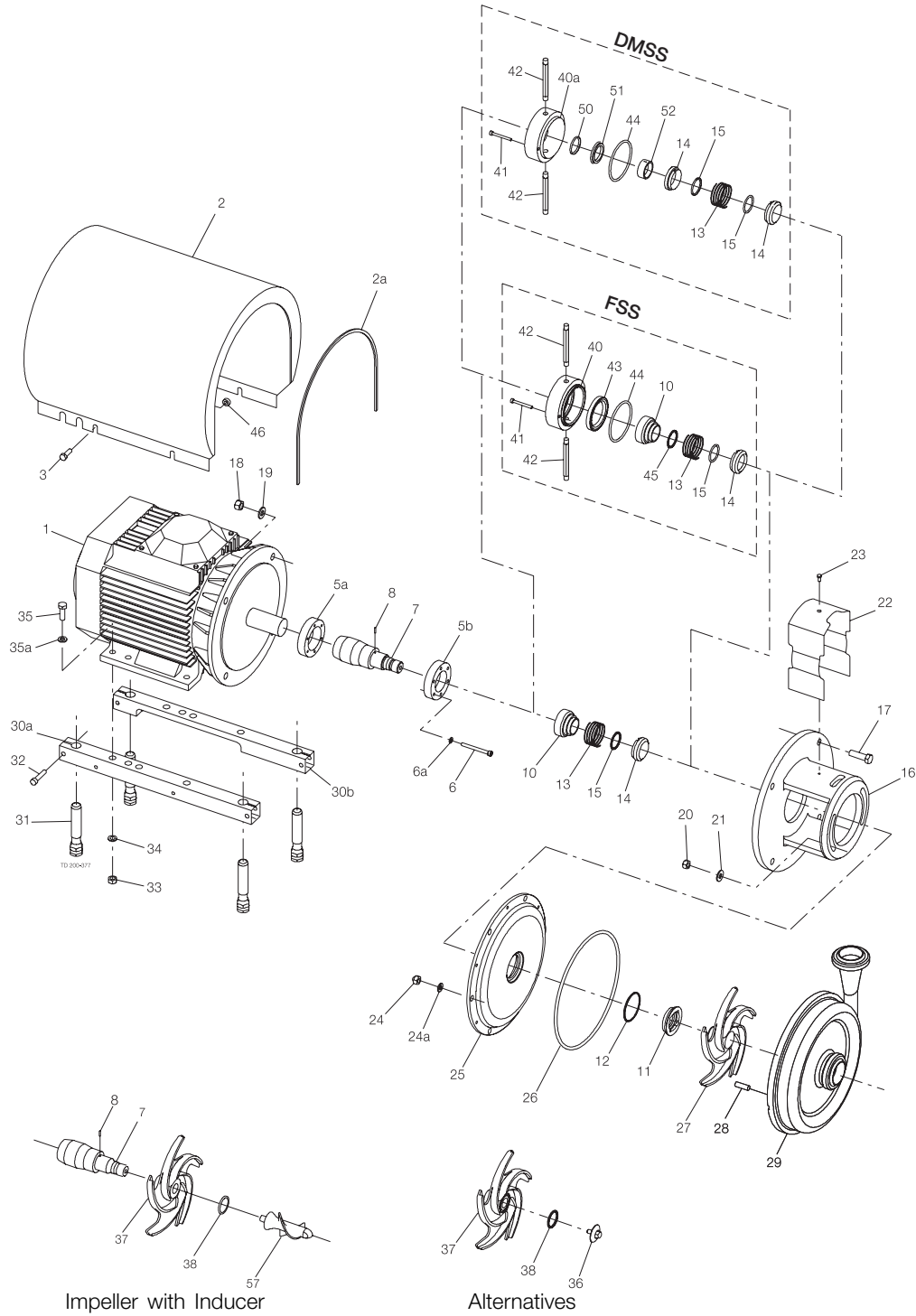
Pos	Qty	Denomination	7.5-22 kW
Parts for Double Mechanical Shaft Seal			
40a	1	Seal housing	9612-1339-02
41	2	Screw for seal housing	9611-99-0203
42	2	Tube	9612-3589-07
Parts for Double Mechanical Shaft Seal			
40a	1	Seal housing	9612-1339-02
41	2	Screw for seal housing	9611-99-0203
42	2	Tube	9612-3589-07
Accessories			
	1	Tool complete	9612-9036-01

Surface roughness, product wetted parts: Ra ≤ 0.8 µm

Pos	Qty	Denomination	7.5-11 kW	15-22 kW
25	1	Back plate	9612-1384-22	9612-1384-22
27	1	Impeller	9612-1318-09	9612-1318-05
29	1	Pump casing, IDF	9612-4572-16	9612-4572-16
	1	Pump casing, SMS	9612-4572-17	9612-4572-17
	1	Pump casing, DIN	9612-4572-18	9612-4572-18
	1	Pump casing, ISO	9612-4572-19	9612-4572-19
	1	Pump casing, BS	9612-4572-20	9612-4572-20
Alternatives				
36	1	Impeller screw	9612-1396-03	9612-1396-03
37	1	Impeller for impeller screw	9612-1318-10	9612-1318-06

LKH-40 Centrifugal Pump Single, Flushed and Double Mechanical Shaft Seal

DMSS = Double Mechanical Shaft Seal. FSS = Flushed Shaft Seal



LKH-40 Centrifugal Pump Single, Flushed and Double Mechanical Shaft Seal

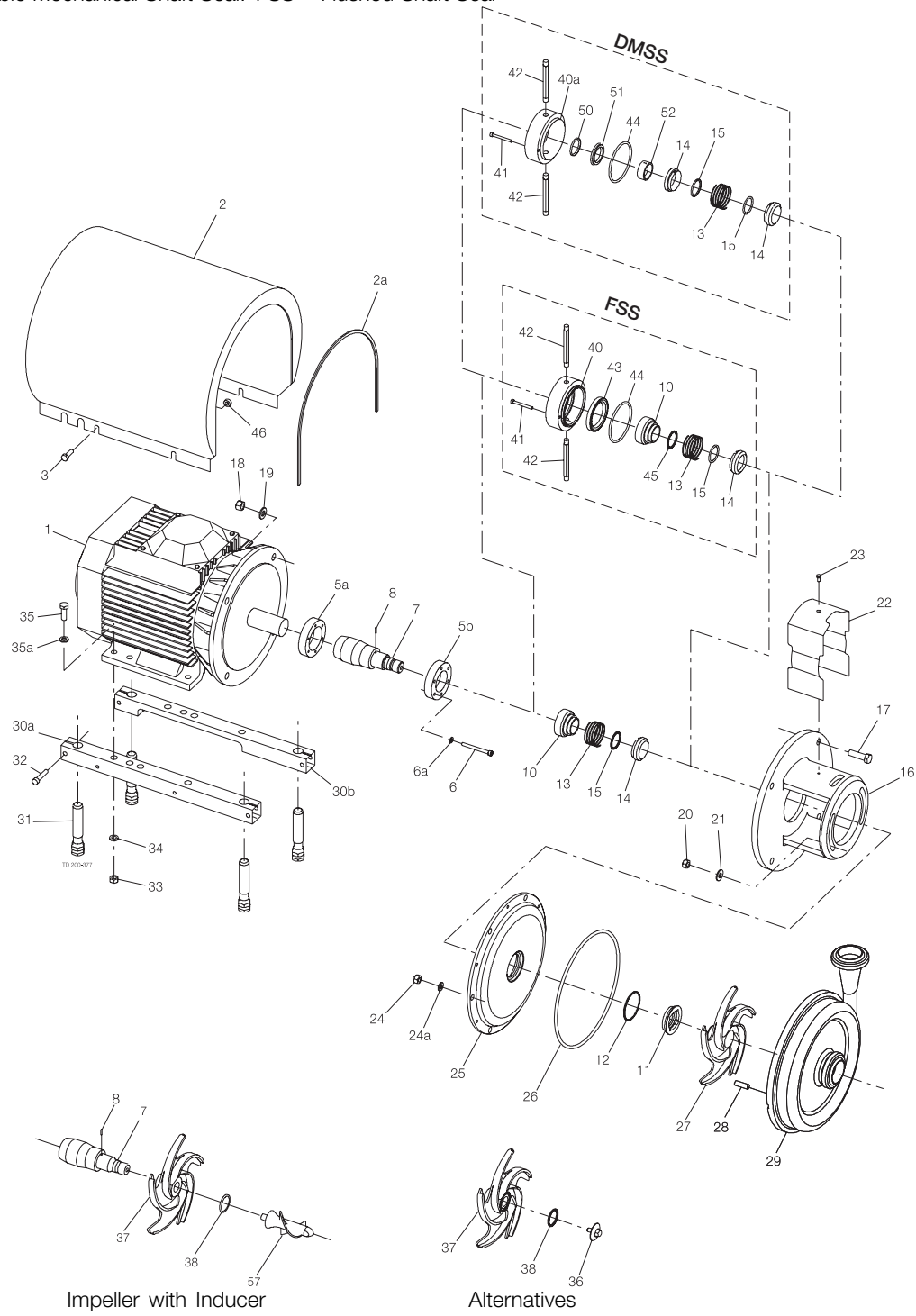
	C/SIC	SIC/SIC
Service kits for single shaft seal		
Service kit, EPDM (Std.)	□ 9611-92-2088	❖ 9611-92-2619
Service kit, NBR	□ 9611-92-2089	❖ 9611-92-2620
Service kit, FPM	□ 9611-92-2090	❖ 9611-92-2621
Service kit, FEP	□ 9611-92-2091	❖ 9611-92-2622
Service kits for single shaft seal and impeller screw		
Service kit, EPDM (Std.)	◆ 9611-92-2130	◇ 9611-92-2623
Service kit, NBR	◆ 9611-92-2131	◇ 9611-92-2624
Service kit, FPM	◆ 9611-92-2132	◇ 9611-92-2625
Service kit, FEP	◆ 9611-92-2133	◇ 9611-92-2626
Service kits for flushed shaft seal		
Service kit, EPDM (Std.)	○ 9611-92-2092	■ 9611-92-2627
Service kit, NBR	○ 9611-92-2093	■ 9611-92-2628
Service kit, FPM	○ 9611-92-2094	■ 9611-92-2629
Service kit, FEP	○ 9611-92-2095	■ 9611-92-2630
Service kits for flushed shaft seal and impeller screw		
Service kit, EPDM (Std.)	★ 9611-92-2134	⊕ 9611-92-2631
Service kit, NBR	★ 9611-92-2135	⊕ 9611-92-2632
Service kit, FPM	★ 9611-92-2136	⊕ 9611-92-2633
Service kit, FEP	★ 9611-92-2137	⊕ 9611-92-2634
Service kits for double mechanical shaft seal		
Service kit, EPDM (Std.)	△ 9611-92-2230	⊗ 9611-92-2635
Service kit, NBR	△ 9611-92-2231	⊗ 9611-92-2636
Service kit, FPM	△ 9611-92-2232	⊗ 9611-92-2637
Service kit, FEP	△ 9611-92-2233	⊗ 9611-92-2638
Service kits for double mechanical shaft seal and impeller screw		
Service kit, EPDM (Std.)	▲ 9611-92-2234	● 9611-92-2639
Service kit, NBR	▲ 9611-92-2235	● 9611-92-2640
Service kit, FPM	▲ 9611-92-2236	● 9611-92-2641
Service kit, FEP	▲ 9611-92-2237	● 9611-92-2642

Parts marked with □◆○★△▲❖◇■⊗● are included in the service kits. Recommended Spare Parts: Service kits. Shaft seal: See page 52
 Conversion kit, single to flushed shaft seal EPDM C/SIC 9611-92-2891 = Pos. 10+40+41+42+43+44+45
 Conversion kit, single to double mechanical shaft seal EPDM C/SIC 9611-92-2175 = Pos. 13+14+15+40a+41+42+44+ 50 +51+52
 Conversion kit, single to double mechanical shaft seal EPDM SIC/SIC 9611-92-2326 = Pos.13+ 14+15+40a+41+42+44+ 50 +51+52
 Conversion kit, flushed to double mechanical shaft seal EPDM C/SIC 9611-92-2176 = Pos. 13+14+40a+50+51+52
 Replace to inducer (for pump with impellerscrew) please order pos. 7+57+38
 Replace to inducer (for pump without impellerscrew) please order pos. 7+57+37+38

900015/4

LKH-45 Centrifugal Pump Single, Flushed and Double Mechanical Shaft Seal

DMSS = Double Mechanical Shaft Seal. FSS = Flushed Shaft Seal



LKH-45 Centrifugal Pump Single, Flushed and Double Mechanical Shaft Seal

Pos	Qty	Denomination	4 kW	5.5 kW	7.5 kW	11 kW	15 kW
1	1	Motor, ABB*	9612-4028-07	9612-4028-15	9612-4028-30	31801-0122-1	31801-1194-1
	1	Motor, ABB**	9612-4028-09	9612-4028-17	9612-4028-32	31801-0122-3	31801-1194-3
2	1	Shroud complete, (Period 9310-)	9612-1390-03	9612-1390-08	9612-1390-08	9612-1390-05	9612-1390-05
2a	1	Edge list, (Incl. in pos. 2)					

* 3 ~, 50 Hz, 220-240VΔ/380-420VY - Standard ≤ 4 kW

** 3 ~, 50 Hz, 380-420V Δ /660-690VY - Standard ≥ 5.5 kW

3 ~, 60 Hz, 250-280V Δ /440-480VY - Option ≤ 4.6 kW

3 ~, 60 Hz, 440-480V Δ - Standard ≥ 6.3 kW

Pos	Qty	Denomination	4 kW	5.5-7.5 kW	11-15 kW
3	4	Screw,	9611-99-3240	9611-99-3240	9611-99-3241
5a	1	Compression ring with thread	9612-1336-02	9612-1336-05	9612-1336-03
5b	1	Compression ring without thread	9612-1337-02	9612-1337-05	9612-1337-03
6	6	Screw	9611-99-3197	9611-99-3197	9611-99-3198
6a	6	washer	9611-99-3199	9611-99-3199	9611-99-3199
7	1	Shaft, with internal/external thread and pin (pos. 8)	9612-1325-02	9612-1326-02	9612-1327-02
	1	Shaft, with internal/external thread and pin (pos. 8) (for Inducer)	9612-1325-05	9612-1326-05	9612-1327-05
8	1	Connex pin	9611-99-0622	9611-99-0622	9611-99-0622
10	1	Drive ring, Single shaft seal plast	9612-1377-01	9612-1377-01	9612-1377-01
	1	Drive ring, Single shaft seal steel	9612-9268-01	9612-9268-01	9612-9268-01
	1	Drive ring, Flushed shaft seal	9612-1397-01	9612-1397-01	9612-1397-01
16	1	Adapter	9612-3424-01	9612-3425-01	9612-3426-01
17	4	Screw for adapter	9611-99-1834	9611-99-2162	9611-99-2163
18	4	Nut for adapter	9611-99-0587	9611-99-0587	9611-99-2160
19	4	washer for adapter	9611-99-0676	9611-99-0676	9611-99-1886
20	2	Nut	9611-99-0353	9611-99-0353	9611-99-0353
21	2	washer	9611-99-0353	9611-99-0353	9611-99-0353
22	1	Safety guard	9612-1311-06	9612-1311-07	9612-1311-08
23	1	Screw for safety guard	9611-99-3239	9611-99-3239	9611-99-3239
24	6	Cap nut	9611-99-2593	9611-99-2593	9611-99-2593
24a	6	washer	9611-99-1887	9611-99-1887	9611-99-1887
25	1	Back plate	9612-1384-23	9612-1384-23	9612-1384-23
26	1	O-ring, EPDM (standard)	9611-99-2983	9611-99-2983	9611-99-2983
	1	O-ring, NBR	9611-99-2984	9611-99-2984	9611-99-2984
	1	O-ring, FPM	9611-99-2985	9611-99-2985	9611-99-2985
	1	O-ring, FEP	9611-99-2986	9611-99-2986	9611-99-2986
27	1	Impeller	9612-3630-07	9612-3630-07	9612-3630-01
28	6	Bolt	9611-99-2169	9611-99-2169	9611-99-2169
29	1	Pump casing, IDF	9612-4924-16	9612-4924-16	9612-4924-16
	1	Pump casing, SMS	9612-4924-17	9612-4924-17	9612-4924-17
	1	Pump casing, DIN	9612-4924-18	9612-4924-18	9612-4924-18
	1	Pump casing, ISO	9612-4924-19	9612-4924-19	9612-4924-19
	1	Pump casing, BS	9612-4924-20	9612-4924-20	9612-4924-20
	1	Pump casing, flange DN100/DN80	9612-1380-11	9612-1380-11	9612-1380-11
57	1	Inducer	9612-5087-02	9612-5087-02	9612-5087-02

Legs

30a	1	Support bar, right	9612-1322-05	9612-1322-06	9612-1322-03
30b	1	Support bar, Left	9612-1323-05	9612-1323-06	9612-1323-03
31	4	Leg	9612-3967-01	9612-3967-01	9612-3967-01
32	4	Screw, (Period 9711-)	9611-99-0273	9611-99-0273	9611-99-0273
	4	Screw, (Period -9711)	9611-99-1907	9611-99-1907	9611-99-1907
33	4	Nut,	9611-99-0353	9611-99-0353	9611-99-0353
34	4	Spring washer,	9611-99-1887	9611-99-1887	9611-99-1887
35	4	Screw	9611-99-1911	9611-99-1911	9611-99-1834
35a	4	washer	9611-99-0786	9611-99-0786	9611-99-0706
46	4	Distance sleeve		9611-99-2737	31438-0390-2

Alternatives

36	1	Impeller screw	9612-1396-01	9612-1396-01	9612-1396-01
	1	Impeller screw, (if inducer is removed)	9612-1396-07	9612-1396-07	9612-1396-07
37	1	Impeller for impeller screw,	9612-3630-08	9612-3630-08	9612-3630-02
38	1	O-ring, EPDM	9611-99-2145	9611-99-2145	9611-99-2145
	1	O-ring, NBR	9611-99-2147	9611-99-2147	9611-99-2147
	1	O-ring, FPM	9611-99-2146	9611-99-2146	9611-99-2146
	1	O-ring, FEP	9611-99-2148	9611-99-2148	9611-99-2148

Pos	Qty	Denomination	4-15 kW
-----	-----	--------------	---------

Parts for Flushed Shaft Seal

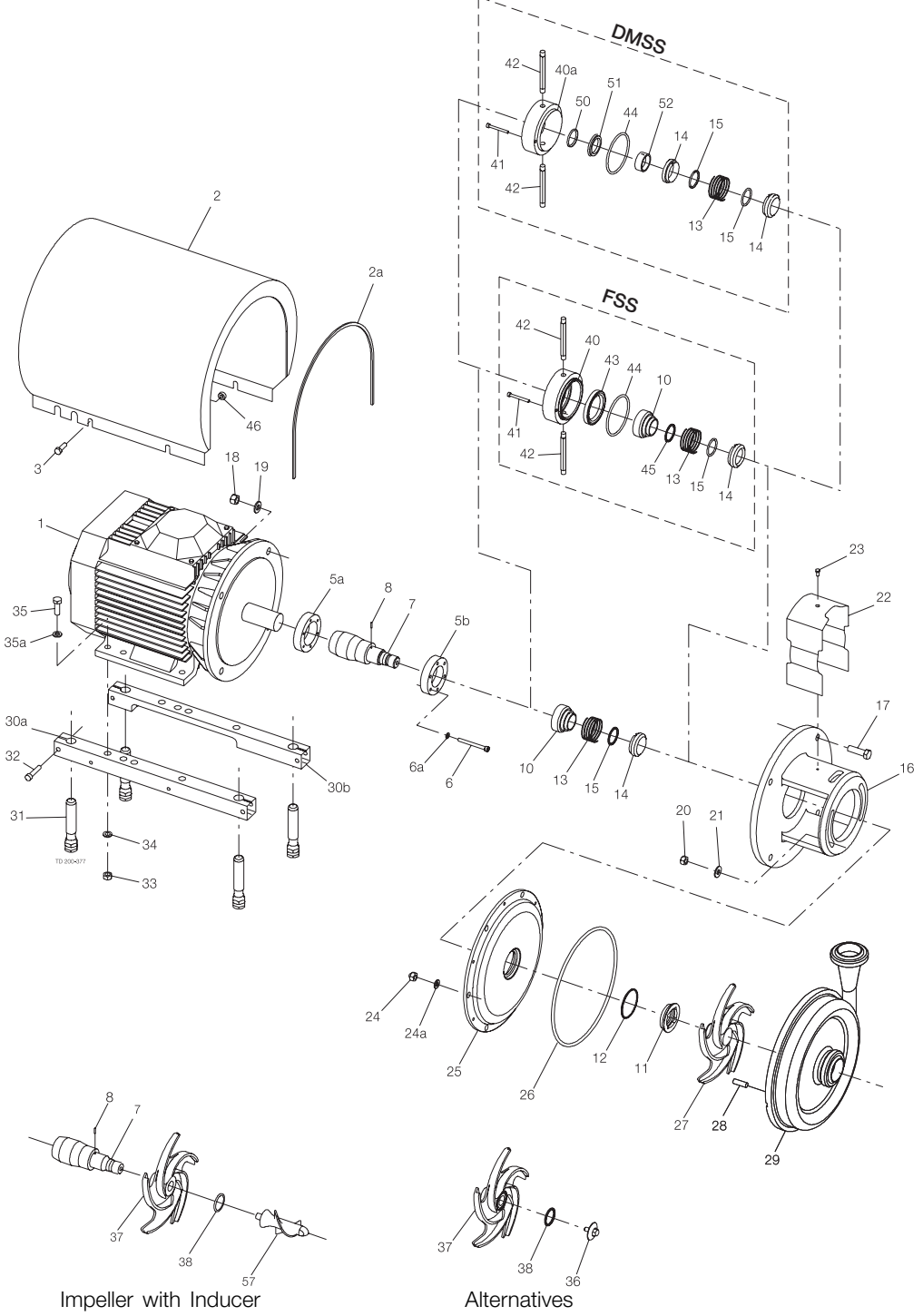
40	1	Seal housing	9612-1339-01
41	2	Screw for seal housing	9611-99-0203
42	2	Tube	9612-3589-07

Parts for Double Mechanical Shaft Seal

40a	1	Seal housing	9612-1339-02
41	1	Screw for seal housing	9611-99-0203
42	1	Tube	9612-3589-07

LKH-45 Centrifugal Pump Single, Flushed and Double Mechanical Shaft Seal

DMSS = Double Mechanical Shaft Seal. FSS = Flushed Shaft Seal



Impeller with Inducer

Alternatives

LKH-45 Centrifugal Pump Single, Flushed and Double Mechanical Shaft Seal

Pos	Qty	Denomination	
Acessories			
	1	Tool complete	9612-9036-01

Surface roughness, product wetted parts: Ra < 0.8 µm

Pos	Qty	Denomination	4-7.5 kW	11-15 kW
25	1	Back plate	9612-1384-24	9612-1384-24
27	1	Impeller	9612-3630-09	9612-3630-05
29	1	Pump casing, IDF	9612-4925-16	9612-4925-16
	1	Pump casing, SMS	9612-4925-17	9612-4925-17
	1	Pump casing, DIN	9612-4925-18	9612-4925-18
	1	Pump casing, ISO	9612-4925-19	9612-4925-19
	1	Pump casing, BS	9612-4925-20	9612-4925-20

Alternatives

36	1	Impeller screw	9612-1396-03	9612-1396-03
37	1	Impeller for impeller screw	9612-3630-10	9612-3630-06

C/SIC SIC/SIC

Service kit for single shaft seal

Service kit, EPDM (std)	□	9611-92-2178	❖	9611-92-2594
Service kit, NBR	□	9611-92-2179	❖	9611-92-2595
Service kit, FPM	□	9611-92-2180	❖	9611-92-2596
Service kit, FEP	□	9611-92-2181	❖	9611-92-2597

Service kit for single shaft seal and impeller screw

Service kit, EPDM (std)	◆	9611-92-2182	◇	9611-92-2598
Service kit, NBR	◆	9611-92-2179	◇	9611-92-2595
Service kit, FPM	◆	9611-92-2180	◇	9611-92-2596
Service kit, FPM	◆	9611-92-2181	◇	9611-92-2597

Service kit for flushed shaft seal

Service kit, EPDM (std)	○	9611-92-2186	■	9611-92-2602
Service kit, NBR	○	9611-92-2187	■	9611-92-2603
Service kit, FPM	○	9611-92-2188	■	9611-92-2604
Service kit, FEP	○	9611-92-2189	■	9611-92-2605

Service kit for flushed shaft seal and impeller screw

Service kit, EPDM (std)	★	9611-92-2190	⊛	9611-92-2606
Service kit, NBR	★	9611-92-2191	⊛	9611-92-2607
Service kit, FPM	★	9611-92-2192	⊛	9611-92-2608
Service kit, FEP	★	9611-92-2193	⊛	9611-92-2609

Service kit for double mechanical shaft seal

Service kit, EPDM (std)	△	9611-92-2222	⊗	9611-92-2610
Service kit, NBR	△	9611-92-2223	⊗	9611-92-2611
Service kit, FPM	△	9611-92-2224	⊗	9611-92-2612
Service kit, FEP	△	9611-92-2225	⊗	9611-92-2613

Service kit for double mechanical shaft seal and impeller screw

Service kit, EPDM (std)	▲	9611-92-2226	●	9611-92-2614
Service kit, NBR	▲	9611-92-2227	●	9611-92-2615
Service kit, FPM	▲	9611-92-2228	●	9611-92-2616
Service kit, FEP	▲	9611-92-2229	●	9611-92-2617

Parts marked with □◆○★△▲❖◇■⊗● are included in the service kits.

Recommended Spare Parts: Service kits.

Shaft seal: See page 52

Conversion kit, single to flushed shaft seal EPDM C/SIC 9611-92-2891 = Pos. 10+40+41+42+43+44+45

Conversion kit, single to double mechanical shaft seal EPDM C/SIC 9611-92-2175 = Pos.13+ 14+15+40a+41+42+44+50+51+52

Conversion kit, single to double mechanical shaft seal EPDM SIC/SIC 9611-92-2326 = Pos. 13+14+15+40a+41+42+44+50+51+52

Conversion kit, flushed to double mechanical shaft seal EPDM C/SIC 9611-92-2176 = Pos. 13+14+40a+50+51+52

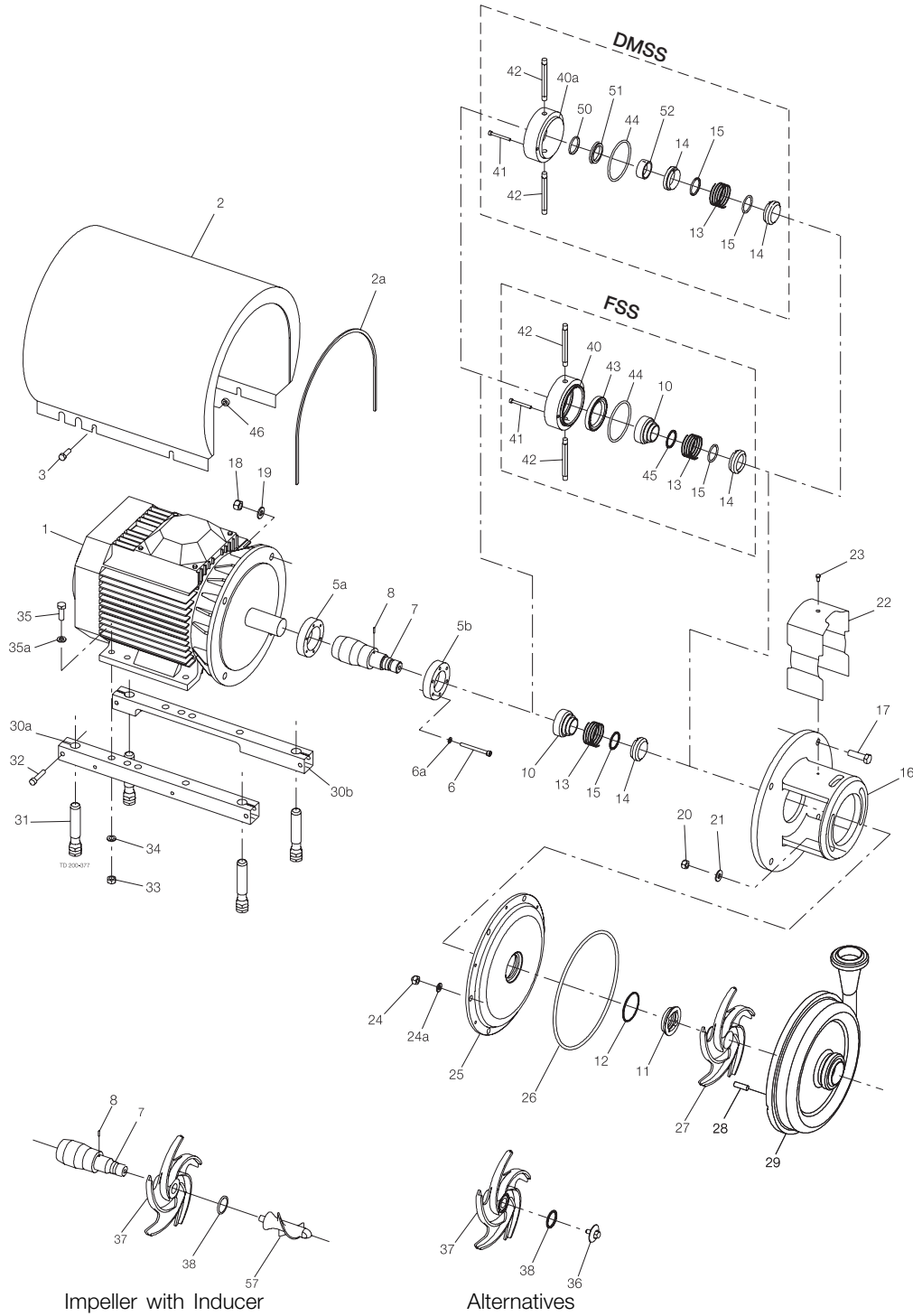
Replace to inducer (for pump with impellerscrew) please order pos. 7+57+38

Replace to inducer (for pump without impellerscrew) please order pos. 7+57+37+38

900016/3

LKH-50 Centrifugal Pump Single, Flushed and Double Mechanical Shaft Seal

DMSS = Double Mechanical Shaft Seal. FSS = Flushed Shaft Seal



Impeller with Inducer

Alternatives

LKH-50 Centrifugal Pump Single, Flushed and Double Mechanical Shaft Seal

Pos	Qty	Denomination	5.5 kW	7.5 kW	11 kW
1	1	Motor, ABB**	9612-4028-15	9612-4028-30	31801-0122-1
	1	Motor, ABB***	9612-4028-17	9612-4028-32	31801-0122-3
2	1	Shroud, (Period 9310-)	9612-1390-08	9612-1390-08	9612-1390-05
	1	Shroud, (Period 9009-9310)	9612-1390-04	9612-1390-04	
2a	1	Edge list, (Incl. in pos. 2)			

Pos	Qty	Denomination	15 kW	18.5 kW	22 kW
1	1	Motor, ABB**	31801-1194-1	9612-3454-13	
	1	Motor, ABB***	31801-1194-3	9612-3454-14	
	1	Motor, ABB* (Period 0910-)			9612-3454-21
	1	Motor, ABB** (Period 0910-)			9612-3454-22
	1	Motor, ABB* (Period -0910)			9612-3454-15
	1	Motor, ABB** (Period -0910)			9612-3454-16
2	1	Shroud, (Period 9310-)	9612-1390-05	9612-1390-05	9612-1390-06
2a	1	Edge list, (Incl. in pos. 2)			

** 3 ~, 50 Hz, 220-240VΔ/380-420VY - Option
 3 ~, 60 Hz, 250-280VΔ/440-480VY - Option

*** 3 ~, 50 Hz, 380-420VΔ/660-690VY - Standard
 3 ~, 60 Hz, 440-480VΔ - Standard

Pos	Qty	Denomination	5.5-7.5 kW	11-18.5 kW	22 kW		
3	4	Screw	9611-99-3240	9611-99-3241	9611-99-3243		
5a	1	Compression ring with thread	9612-1336-05	9612-1336-03	9612-1336-04		
5b	1	Compression ring without thread	9612-1337-05	9612-1337-03	9612-1337-04		
6	6	Screw	9611-99-3197	9611-99-3198	9611-99-3198		
6a	6	Washer	9611-99-3199	9611-99-3199	9611-99-3199		
7	1	Shaft, with internal/external thread and pin (pos.8)	9612-1326-02	9612-1327-02	9612-1328-02		
	1	Shaft, with internal/external thread and pin (pos.8) (for inducer)	9612-1326-05	9612-1327-09	9612-1328-05		
8	1	Connex pin	9611-99-0622	9611-99-0622	9611-99-0622		
10	1	Drive ring, Single shaft seal plast	9612-1377-01	9612-1377-01	9612-1377-01		
	1	Drive ring, Single shaft seal steel	9612-9268-01	9612-9268-01	9612-9268-01		
	1	Drive ring, Flushed shaft seal	9612-1397-01	9612-1397-01	9612-1397-01		
16	1	Adaptor	9612-3425-01	9612-3426-01	9612-3426-01		
17	4	Screw for adaptor	9611-99-2162	9611-99-2163	9611-99-2164		
18	4	Nut for adaptor	9611-99-0587	9611-99-2160	9611-99-2160		
19	4	Washer for adaptor	9611-99-0676	9611-99-1886	9611-99-1886		
20	2	Nut	9611-99-0353	9611-99-0353	9611-99-0353		
21	2	Washer	9611-99-2559	9611-99-2559	9611-99-2559		
22	1	Safety guard	9612-1311-07	9612-1311-08	9612-1311-08		
23	1	Screw for safety guard	9611-99-3239	9611-99-3239	9611-99-3239		
24	6	Cap nut, (Period 9211-)	9611-99-2593	9611-99-2593	9611-99-2593		
	6	Handle, (Period -9210)	9611-99-2303	9611-99-2303	9611-99-2303		
24a	6	Washer, (Period 9211-)	9611-99-1887	9611-99-1887	9611-99-1887		
25	1	Back plate	9612-1384-06	9612-1384-06	9612-1384-06		
26		1	O-ring, EPDM (standard)	9611-99-2171	9611-99-2171	9611-99-2171	
		1	O-ring, NBR	9611-99-2173	9611-99-2173	9611-99-2173	
		1	O-ring, FPM	9611-99-2172	9611-99-2172	9611-99-2172	
		1	O-ring, FEP	9611-99-2174	9611-99-2174	9611-99-2174	
		27	1	Impeller	9612-1320-07	9612-1320-01	9612-1320-01
		28	6	Bolt	9611-99-2169	9611-99-2169	9611-99-2169
		29	1	Pump casing, IDF	9612-1398-21	9612-1398-21	9612-1398-21
1	Pump casing, SMS		9612-1398-22	9612-1398-22	9612-1398-22		
1	Pump casing, DIN		9612-1398-23	9612-1398-23	9612-1398-23		
1	Pump casing, ISO		9612-1398-24	9612-1398-24	9612-1398-24		
1	Pump casing, BS		9612-1398-25	9612-1398-25	9612-1398-25		
1	Pump casing, flange DN100/DN80		9612-1380-05	9612-1380-05	9612-1380-05		
57	1		Inducer	9612-5087-02	9612-5087-02	9612-5087-02	
Legs							
30a	1	Support bar, right, (Period 9310-)	9612-1322-06				
	1	Support bar, right, (*Period 9009-9310)	*9612-1322-02	9612-1322-03	9612-1322-04		
30b	1	Support bar, left, (Period 9310-)	9612-1323-06				
	1	Support bar, left, (*Period 9009-9310)	*9612-1323-02	9612-1323-03	9612-1323-04		
31	4	Leg	9612-3967-01	9612-3967-01	9612-3967-01		
32	4	Screw, (Period 9711-)	9611-99-0273	9611-99-0273	9611-99-0273		
	4	Screw, (Period -9711)	9611-99-1907	9611-99-1907	9611-99-1907		
33	4	Nut	9611-99-0353	9611-99-0587	9611-99-0587		
34	4	Spring washer	9611-99-1887	9611-99-0676	9611-99-0676		
35	4	Screw	9611-99-1911	9611-99-1834	9611-99-1834		
35a	4	Washer	9611-99-0786	9611-99-0706	9611-99-0706		
46	4	Distance, sleeve		31438-0390-2	31438-0390-1		
	4	Distance, sleeve for M2AA motor (Period 9310-)	9611-99-2737				

LKH-50 Centrifugal Pump Single, Flushed and Double Mechanical Shaft Seal

Pos	Qty	Denomination	5.5-7.5 kW	11-18.5 kW	22 kW
Alternatives					
36	1	Impeller screw	9612-1396-01	9612-1396-01	9612-1396-01
	1	Impeller, screw (for inducer)	9612-1396-07	9612-1396-07	9612-1396-07
37	1	Impeller for impeller screw	9612-1320-08	9612-1320-02	9612-1320-02
38	◆★▲◆●	O-ring, EPDM	9611-99-2145	9611-99-2145	9611-99-2145
	1	O-ring, NBR	9611-99-2147	9611-99-2147	9611-99-2147
	1	O-ring, FPM	9611-99-2146	9611-99-2146	9611-99-2146
	1	O-ring, FEP	9611-99-2148	9611-99-2148	9611-99-2148

Pos	Qty	Denomination	5.5-22 kW
-----	-----	--------------	-----------

Accessories

1	Tool complete	9612-9036-01
---	---------------------	--------------

Pos	Qty	Denomination	5.5-22 kW
-----	-----	--------------	-----------

Parts for Flushed Shaft Seal

40	1	Seal housing	9612-1339-01
41	2	Screw for seal housing	9611-99-0203
42	2	Tube	9612-3589-07

Parts for Double Mechanical Shaft Seal

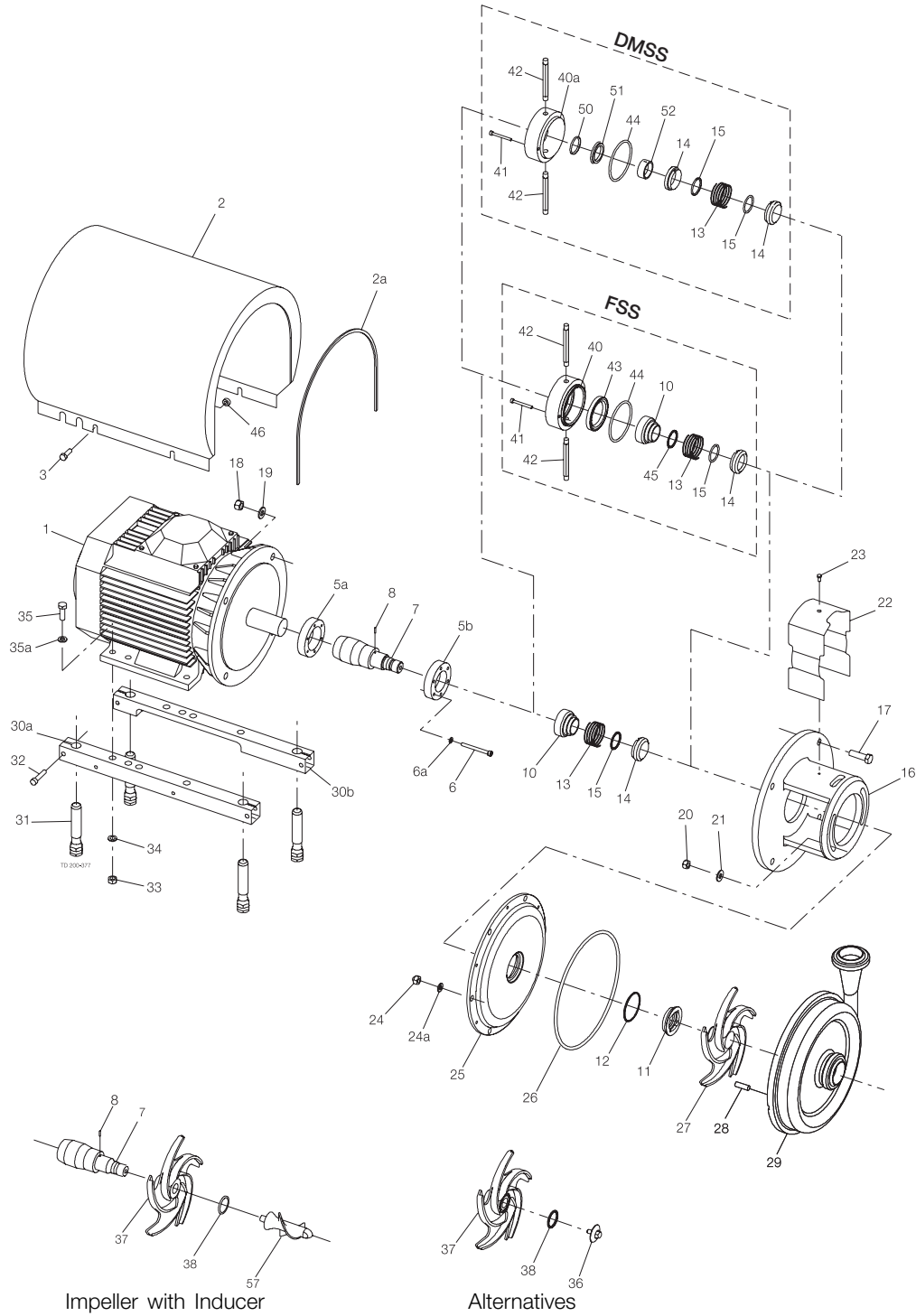
40a	1	Seal housing	9612-1339-02
41	2	Screw for seal housing	9611-99-0203
42	2	Tube	9612-3589-07

Surface roughness, product wetted parts: Ra ≤ 0.8 µm

Pos	Qty	Denomination	5.5-7.5 kW	11-22 kW
25	1	Back plate	9612-1384-22	9612-1384-22
27	1	Impeller	9612-1320-11	9612-1320-05
29	1	Pump casing, IDF	9612-4572-21	9612-4572-21
	1	Pump casing, SMS	9612-4572-22	9612-4572-22
	1	Pump casing, DIN	9612-4572-23	9612-4572-23
	1	Pump casing, ISO	9612-4572-24	9612-4572-24
	1	Pump casing, BS	9612-4572-25	9612-4572-25
Alternatives				
36	1	Impeller screw	9612-1396-03	9612-1396-03
37	1	Impeller for impeller screw	9612-1320-12	9612-1320-06

LKH-50 Centrifugal Pump Single, Flushed and Double Mechanical Shaft Seal

DMSS = Double Mechanical Shaft Seal. FSS = Flushed Shaft Seal



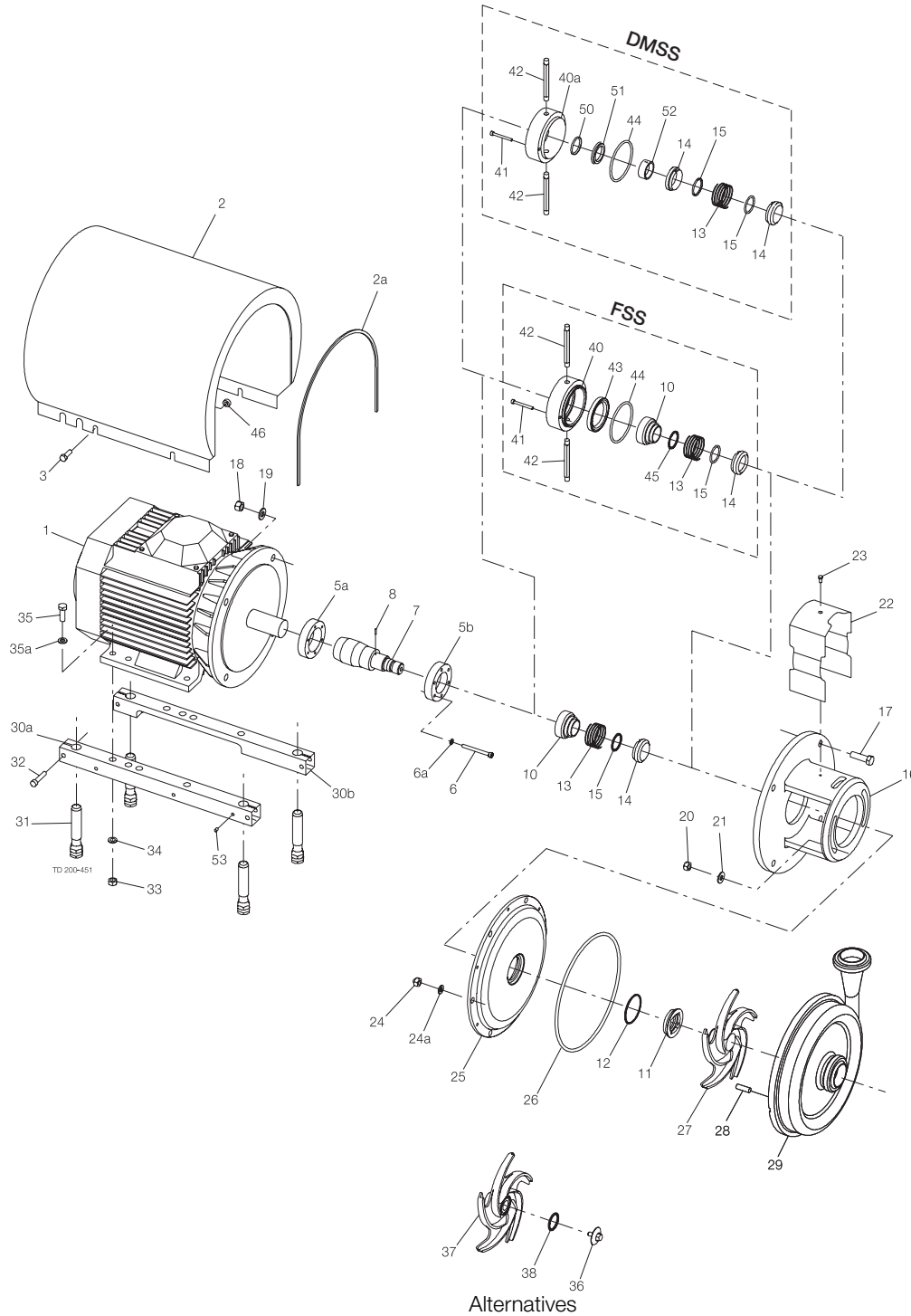
	C/SIC	SIC/SIC
Service kit for single shaft seal		
Service kit, EPDM (Std.)	□ 9611-92-2088	❖ 9611-92-2619
Service kit, NBR	□ 9611-92-2089	❖ 9611-92-2620
Service kit, FPM	□ 9611-92-2090	❖ 9611-92-2621
Service kit, FEP	□ 9611-92-2091	❖ 9611-92-2622
Service kit for single shaft seal and impeller screw		
Service kit, EPDM (Std.)	◆ 9611-92-2130	◇ 9611-92-2623
Service kit, NBR	◆ 9611-92-2131	◇ 9611-92-2624
Service kit, FPM	◆ 9611-92-2132	◇ 9611-92-2625
Service kit, FEP	◆ 9611-92-2133	◇ 9611-92-2626
Service kit for flushed shaft seal		
Service kit, EPDM (Std.)	○ 9611-92-2092	■ 9611-92-2627
Service kit, NBR	○ 9611-92-2093	■ 9611-92-2628
Service kit, FPM	○ 9611-92-2094	■ 9611-92-2629
Service kit, FEP	○ 9611-92-2095	■ 9611-92-2630
Service kit for flushed shaft seal and impeller screw		
Service kit, EPDM (Std.)	★ 9611-92-2134	⊕ 9611-92-2631
Service kit, NBR	★ 9611-92-2135	⊕ 9611-92-2632
Service kit, FPM	★ 9611-92-2136	⊕ 9611-92-2633
Service kit, FEP	★ 9611-92-2137	⊕ 9611-92-2634
Service kit for double mechanical shaft seal		
Service kit, EPDM (Std.)	△ 9611-92-2230	⌘ 9611-92-2635
Service kit, NBR	△ 9611-92-2231	⌘ 9611-92-2636
Service kit, FPM	△ 9611-92-2232	⌘ 9611-92-2637
Service kit, FEP	△ 9611-92-2233	⌘ 9611-92-2638
Service kit for double mechanical shaft seal and impeller screw		
Service kit, EPDM (Std.)	▲ 9611-92-2234	● 9611-92-2639
Service kit, NBR	▲ 9611-92-2235	● 9611-92-2640
Service kit, FPM	▲ 9611-92-2236	● 9611-92-2641
Service kit, FEP	▲ 9611-92-2237	● 9611-92-2642

Parts marked with □◆○★△▲❖◇◆■⌘● are included in the service kits. Recommended Spare Parts: Service kits. Shaft seal: See page 52
 Conversion kit, single to flushed shaft seal EPDM C/SIC 9611-92-2891 = Pos. 10+40+41+42+43+44+45
 Conversion kit, single to double mechanical shaft seal EPDM C/SIC 9611-92-2175 = Pos. 13+14+15+40a+41+42+44+50+51+52
 Conversion kit, single to double mechanical shaft seal EPDM SIC/SIC 9611-92-2326 = Pos. 13+14+15+40a+41+42+44+50+51+52
 Conversion kit, flushed to double mechanical shaft seal EPDM C/SIC 9611-92-2176 = Pos. 13+14+40a+50+51+52
 Replace to inducer (for pump with impellerscrew) please order pos. 7+57+38
 Replace to inducer (for pump without impellerscrew) please order pos. 7+57+37+38.

900017/5

LKH-60 Centrifugal Pump Single, Flushed and Double Mechanical Shaft Seal

DMSS = Double Mechanical Shaft Seal. FSS = Flushed Shaft Seal



LKH-60 Centrifugal Pump Single, Flushed and Double Mechanical Shaft Seal

Pos	Qty	Denomination	5.5 kW	7.5 kW	11 kW	15 kW
1	1	Motor, ABB ²⁾	9612-4028-15	9612-4028-30	31801-0122-1	31801-1194-1
	1	Motor, ABB ³⁾	9612-4028-17	9612-4028-32	31801-0122-3	31801-1194-3
2	1	Shroud, (Period 9907-)	9612-1390-04	9612-1390-04	9612-1390-05	9612-1390-05
2a	1	Edge list, (Included in pos. 2)				

Pos	Qty	Denomination	18.5 kW	22 kW	30 kW
1	1	Motor, ABB ²⁾	9612-3454-13		9612-3454-03 ⁴⁾
	1	Motor, ABB ³⁾	9612-3454-14		9612-3454-04 ⁴⁾
	1	Motor, BROOK ²⁾ (Period-0602)			9612-6055-01
	1	Motor, BROOK ³⁾ Period-0602)			9612-6055-02
	1	Motor, ABB ²⁾ (Period 0910-)		9612-3454-21	
	1	Motor, ABB ³⁾ Period 0910-)		9612-3454-22	
	1	Motor, ABB ²⁾ (Period -0910)		9612-3454-16	
	1	Motor, ABB ³⁾ Period -0910)		9612-3454-15	
2	1	Shroud, (Period 9907-)	9612-1390-05	9612-1390-06	9612-5938-01
2a	1	Edge list, (Included in pos. 2)			

²⁾ 3 ~, 50 Hz, 220-240V Δ /380-420VY - Option
3 ~, 60 Hz, 250-280V Δ /440-480VY - Option

³⁾ 3 ~, 50 Hz, 380-420V Δ /660-690VY - Standard
3 ~, 60 Hz, 440-480V Δ - Standard

⁴⁾ ABB motor (Period 0602-)

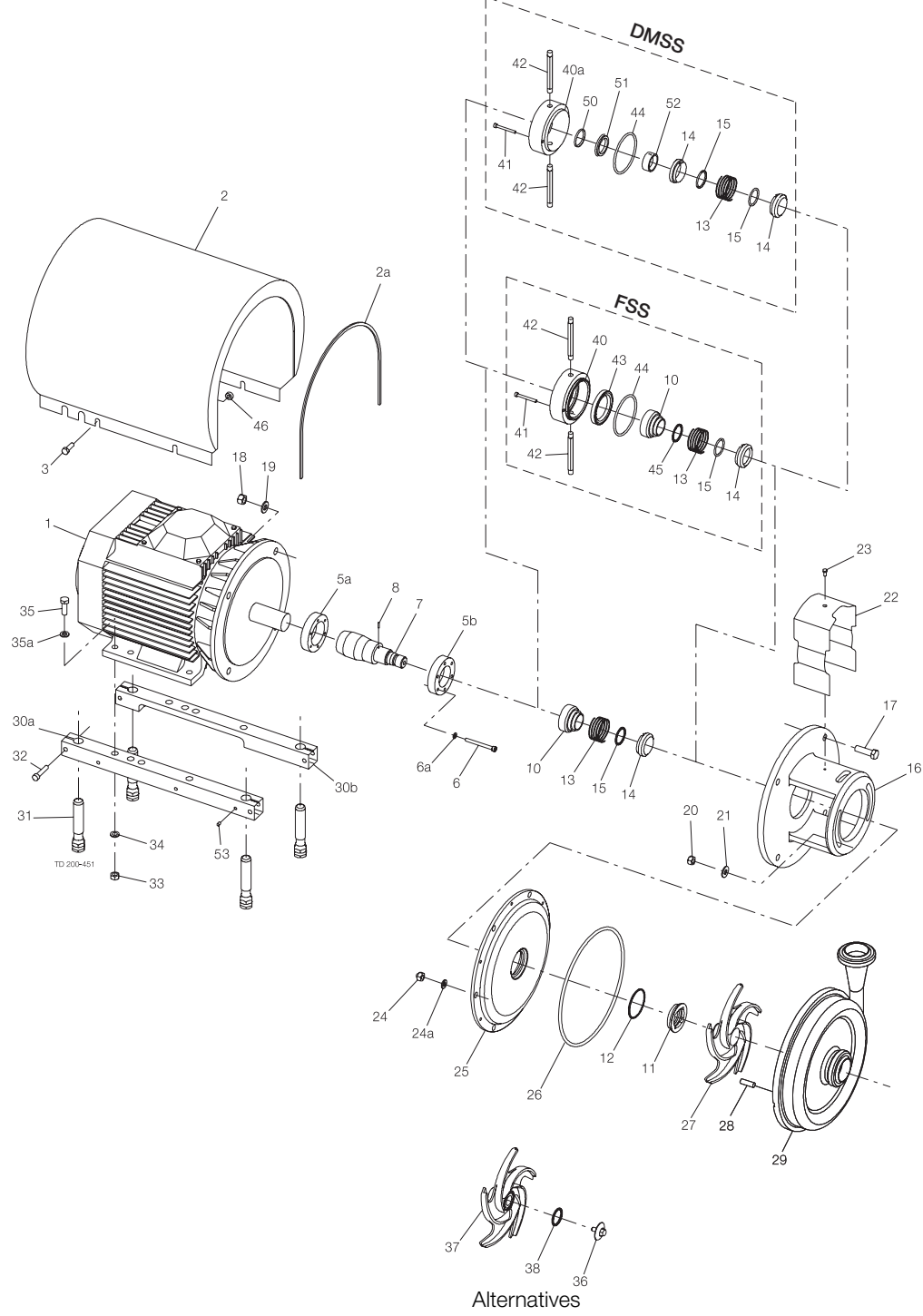
Pos	Qty	Denomination	5.5-7.5 kW	11-15 kW	18.5 kW	22 kW	30 kW
3	4	Screw	9611-99-3240	9611-99-3241	9611-99-3241	9611-99-3243	9611-99-3243
5a	1	Compression ring with thread	9612-1336-05	9612-1336-03	9612-1336-03	9612-1336-04	9612-1336-07
5b	1	Compression ring without thread	9612-1337-05	9612-1337-03	9612-1337-03	9612-1337-04	9612-1337-07
6	6	Screw	9611-99-3197	9611-99-3198	9611-99-3198	9611-99-3198	9611-99-3198
6a	6	Washer	9611-99-3199	9611-99-3199	9611-99-3199	9611-99-3199	9611-99-3199
7	1	Shaft , with internal/external thread, pin (pos.8)	9612-1326-02	9612-1327-02	9612-1327-02	9612-1328-02	9612-2329-02
8	1	Connex pin	9611-99-0622	9611-99-0622	9611-99-0622	9611-99-0622	9611-99-0622
10	1	Drive ring, Single shaft seal plast	9612-1377-01	9612-1377-01	9612-1377-01	9612-1377-01	9612-1377-01
	1	Drive ring, Single shaft seal steel	9612-9268-01	9612-9268-01	9612-9268-01	9612-9268-01	9612-9268-01
	1	Drive ring, Flushed shaft seal	9612-1397-01	9612-1397-01	9612-1397-01	9612-1397-01	9612-1397-01
16	1	Adaptor	9612-3425-01	9612-3426-01	9612-3426-01	9612-3426-01	9612-3427-01
17	4	Screw for adaptor	9611-99-2162	9611-99-2163	9611-99-2163	9611-99-2164	9611-99-2164
18	4	Nut for adaptor	9611-99-0587	9611-99-2160	9611-99-2160	9611-99-2160	9611-99-2160
19	4	Washer for adaptor	9611-99-0676	9611-99-1886	9611-99-1886	9611-99-1886	9611-99-1886
20	2	Nut	9611-99-0353	9611-99-0353	9611-99-0353	9611-99-0353	9611-99-0353
21	2	Washer	9611-99-2559	9611-99-2559	9611-99-2559	9611-99-2559	9611-99-2559
22	1	Safety guard	9612-1311-07	9612-1311-08	9612-1311-08	9612-1311-08	9612-1311-08
23	1	Screw for safety guard	9611-99-3239	9611-99-3239	9611-99-3239	9611-99-3239	9611-99-3239
24	6	Cap nut	9611-99-2593	9611-99-2593	9611-99-2593	9611-99-2593	9611-99-2593
24a	6	Spring washer	9611-99-1887	9611-99-1887	9611-99-1887	9611-99-1887	9611-99-1887
25	1	Back plate	9612-1384-06	9612-1384-06	9612-1384-06	9612-1384-06	9612-1384-06
26	1	O-ring, EPDM (standard)	9611-99-2171	9611-99-2171	9611-99-2171	9611-99-2171	9611-99-2171
	1	O-ring, NBR	9611-99-2173	9611-99-2173	9611-99-2173	9611-99-2173	9611-99-2173
	1	O-ring, FPM	9611-99-2172	9611-99-2172	9611-99-2172	9611-99-2172	9611-99-2172
	1	O-ring, FEP	9611-99-2174	9611-99-2174	9611-99-2174	9611-99-2174	9611-99-2174
27	1	Impeller	9612-1283-07	9612-1283-07	9612-1283-01	9612-1283-01	9612-1283-01
28	6	Boit	9611-99-2169	9611-99-2169	9611-99-2169	9611-99-2169	9611-99-2169
29	1	Pump casing, IDF	9612-3554-01	9612-3554-01	9612-3554-01	9612-3554-01	9612-3554-01
	1	Pump casing, SMS	9612-3554-02	9612-3554-02	9612-3554-02	9612-3554-02	9612-3554-02
	1	Pump casing, DIN	9612-3554-03	9612-3554-03	9612-3554-03	9612-3554-03	9612-3554-03
	1	Pump casing, ISO	9612-3554-04	9612-3554-04	9612-3554-04	9612-3554-04	9612-3554-04
	1	Pump casing, BS	9612-3554-05	9612-3554-05	9612-3554-05	9612-3554-05	9612-3554-05
	1	Pump casing, DS	9612-3554-06	9612-3554-06	9612-3554-06	9612-3554-06	9612-3554-06
	1	Pump casing, NW 150/100	9612-3554-07	9612-3554-07	9612-3554-07	9612-3554-07	9612-3554-07
	1	Pump casing, 152.4/101.6 (clamp)	9612-3554-08	9612-3554-08	9612-3554-08	9612-3554-08	9612-3554-08
	1	Pump casing, flange DN100/DN100	9612-1380-06	9612-1380-06	9612-1380-06	9612-1380-06	9612-1380-06
	1	Pump casing, flange DN150/DN100	9612-1380-07	9612-1380-07	9612-1380-07	9612-1380-07	9612-1380-07

Legs

30a	1	Support bar, right, (Period 9310-)	9612-1322-06				
	1	Support bar, right, (Period 9302-93101)	9612-1322-02 ¹⁾	9612-1322-03	9612-1322-03	9612-1322-04	9612-3422-01
30b	1	Support bar, left, (Period 9310-)	9612-1323-06				
	1	Support bar, left, (Period 9302-93101)	9612-1323-02 ¹⁾	9612-1323-03	9612-1323-03	9612-1323-04	9612-3422-01
31	4	Leg	9612-3967-01	9612-3967-01	9612-3967-01	9612-3967-01	9612-3967-01
32	4	Screw, (Period 9711-)	9611-99-1126	9611-99-1126	9611-99-1126	9611-99-1126	9611-99-1907
	4	Screw, (Period -9711)	9611-99-1907	9611-99-1907	9611-99-1907	9611-99-1907	9611-99-1907
33	4	Nut	9611-99-0587	9611-99-0587	9611-99-0587	9611-99-0587	9611-99-0587
34	4	Spring washer	9611-99-1887	9611-99-0676	9611-99-0676	9611-99-0676	9611-99-0676
35	4	Screw	9611-99-1911	9611-99-1834	9611-99-1834	9611-99-1834	9611-99-3680
35a	4	Washer	9611-99-0786	9611-99-0706	9611-99-0706	9611-99-0706	9611-99-0703
46	4	Distance sleeve		31438-0390-2	31438-0390-2	31438-0390-1	31438-0390-3
	4	Distance sleeve M2AA (Period 9310-)	9611-99-2737				
53	4	Pivot screw (30 kW only)					9611-99-1763

LKH-60 Centrifugal Pump Single, Flushed and Double Mechanical Shaft Seal

DMSS = Double Mechanical Shaft Seal. FSS = Flushed Shaft Seal



LKH-60 Centrifugal Pump Single, Flushed and Double Mechanical Shaft Seal

Pos	Qty	Denomination	5.5-7.5 kW	11-15 kW	18.5 kW	22 kW	30 kW
Alternatives							
36	1	Impeller screw	9612-1396-01	9612-1396-01	9612-1396-01	9612-1396-01	9612-1396-01
37	1	Impeller for impeller screw	9612-1283-08	9612-1283-08	9612-1283-02	9612-1283-02	9612-1283-02
38	◆★▲◆◆●	O-ring, EPDM	9611-99-2145	9611-99-2145	9611-99-2145	9611-99-2145	9611-99-2145
	1	O-ring, NBR	9611-99-2147	9611-99-2147	9611-99-2147	9611-99-2147	9611-99-2147
	1	O-ring, FPM	9611-99-2146	9611-99-2146	9611-99-2146	9611-99-2146	9611-99-2146
	1	O-ring, FEP	9611-99-2148	9611-99-2148	9611-99-2148	9611-99-2148	9611-99-2148

Pos	Qty	Denomination	5.5-30 kW
Accessories			
	1	Tool complete	9612-9036-01
Parts for Flushed Shaft Seal			
40	1	Seal housing	9612-1339-01
41	2	Screw for seal housing	9611-99-0203
42	2	Tube	9612-3589-07
Parts for Double Mechanical Shaft Seal			
40a	1	Seal housing	9612-1339-02
41	2	Screw for seal housing	9611-99-0203
42	2	Tube	9612-3589-07

Surface roughness, product wetted parts: Ra ≤ 0.8 µm

Pos	Qty	Denomination	5.5-15 kW	18.5-30 kW
25	1	Back plate	9612-1384-22	9612-1384-22
27	1	Impeller	9612-1283-09	9612-1283-05
29	1	Pump casing, IDF	9612-3554-09	9612-3554-09
	1	Pump casing, SMS	9612-3554-10	9612-3554-10
	1	Pump casing, DIN	9612-3554-11	9612-3554-11
	1	Pump casing, ISO	9612-3554-12	9612-3554-12
	1	Pump casing, BS	9612-3554-13	9612-3554-13
Alternatives				
36	1	Impeller screw	9612-1396-03	9612-1396-03
37	1	Impeller for impeller screw	9612-1283-10	9612-1283-06

C/SIC SIC/SIC

Service kit for single shaft seal

Service kit, EPDM (Std.)	□	9611-92-2088	◆	9611-92-2619
Service kit, NBR	□	9611-92-2089	◆	9611-92-2620
Service kit, FPM	□	9611-92-2090	◆	9611-92-2621
Service kit, FEP	□	9611-92-2091	◆	9611-92-2622

Service kit for single shaft seal and impeller screw

Service kit, EPDM (Std.)	◆	9611-92-2130	◇	9611-92-2623
Service kit, NBR	◆	9611-92-2131	◇	9611-92-2624
Service kit, FPM	◆	9611-92-2132	◇	9611-92-2625
Service kit, FEP	◆	9611-92-2133	◇	9611-92-2626

Service kit for flushed shaft seal

Service kit, EPDM (Std.)	○	9611-92-2092	■	9611-92-2627
Service kit, NBR	○	9611-92-2093	■	9611-92-2628
Service kit, FPM	○	9611-92-2094	■	9611-92-2629
Service kit, FEP	○	9611-92-2095	■	9611-92-2630

Service kit for flushed shaft seal and impeller screw

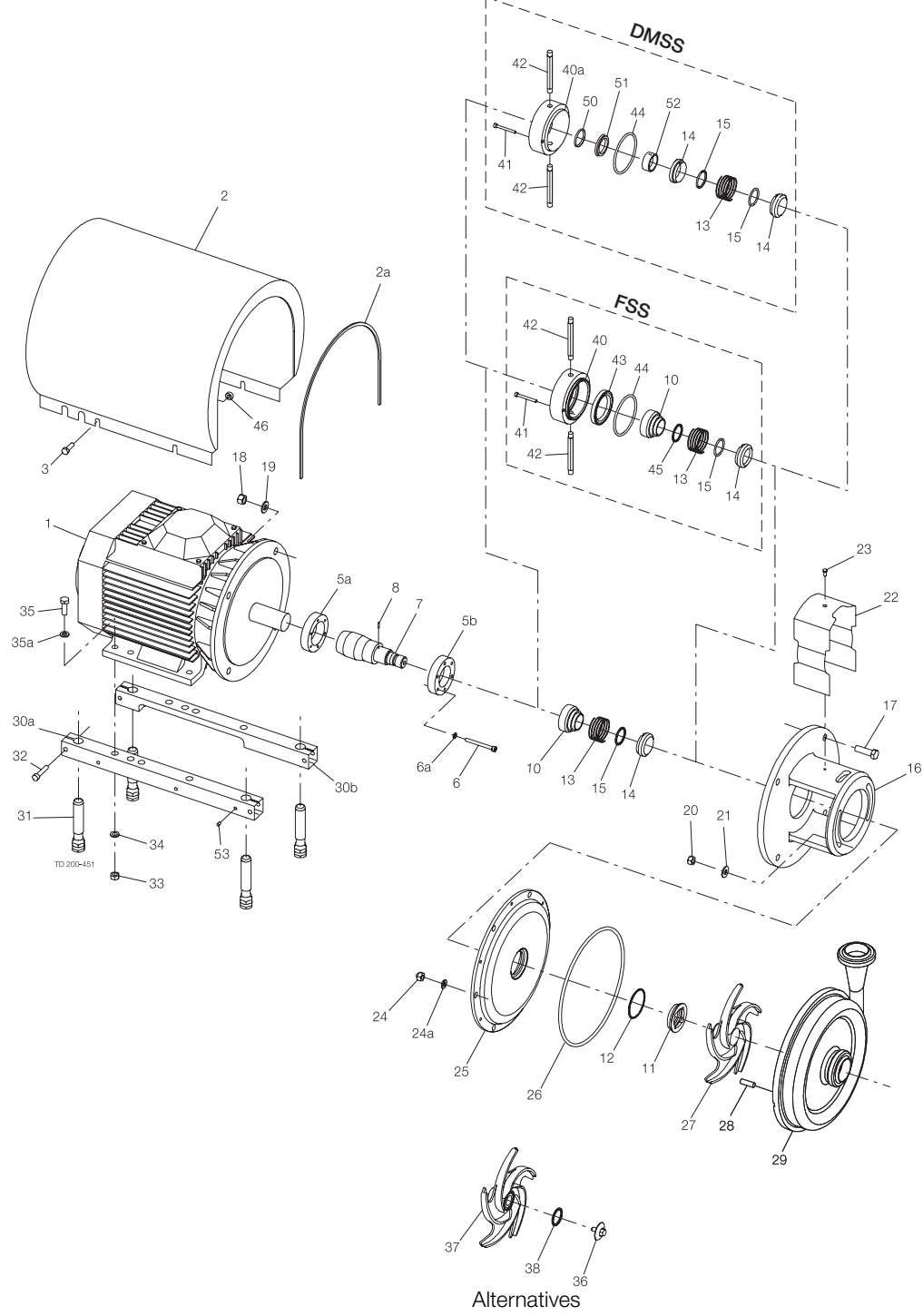
Service kit, EPDM (Std.)	★	9611-92-2134	⊕	9611-92-2631
Service kit, NBR	★	9611-92-2135	⊕	9611-92-2632
Service kit, FPM	★	9611-92-2136	⊕	9611-92-2633
Service kit, FEP	★	9611-92-2137	⊕	9611-92-2634

Service kit for double mechanical shaft seal

Service kit, EPDM (Std.)	△	9611-92-2230	⊗	9611-92-2635
Service kit, NBR	△	9611-92-2231	⊗	9611-92-2636
Service kit, FPM	△	9611-92-2232	⊗	9611-92-2637
Service kit, FEP	△	9611-92-2233	⊗	9611-92-2638

LKH-60 Centrifugal Pump Single, Flushed and Double Mechanical Shaft Seal

DMSS = Double Mechanical Shaft Seal. FSS = Flushed Shaft Seal



	C/SIC	SIC/SIC
Service kit for double mechanical shaft seal and impeller screw		
Service kit, EPDM (Std.)	▲ 9611-92-2234	● 9611-92-2639
Service kit, NBR	▲ 9611-92-2235	● 9611-92-2640
Service kit, FPM	▲ 9611-92-2236	● 9611-92-2641
Service kit, FEP	▲ 9611-92-2237	● 9611-92-2642

Parts marked with ◻♦○★▲▲◆◇✦✧✨● are included in the service kits.

Recommended Spare Parts: Service kits.

Shaft seal: See page 52

Conversion kit, single to flushed shaft seal EPDM C/SIC 9611-92-2891 = Pos. 10+40+41+42+43+44+45

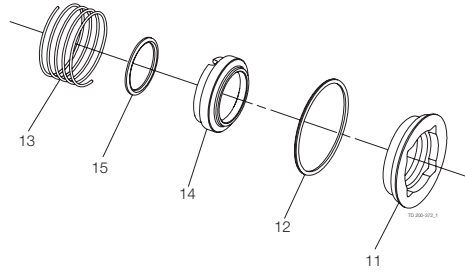
Conversion kit, single to double mechanical shaft seal EPDM C/SIC 9611-92-2175 = Pos. 13+14+15+40a+41+42+44+50+51+52

Conversion kit, single to double mechanical shaft seal EPDM SIC/SIC 9611-92-2326 = Pos. 13+14+15+40a+41+42+44+50+51+52

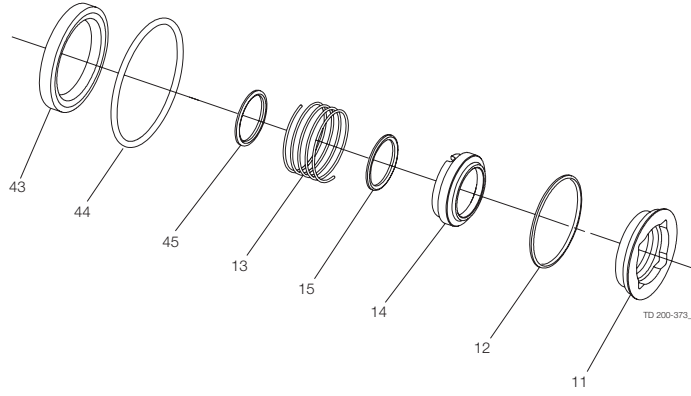
Conversion kit, flushed to double mechanical shaft seal EPDM C/SIC 9611-92-2176 = Pos. 13+14+40a+50+51+52

900018/7

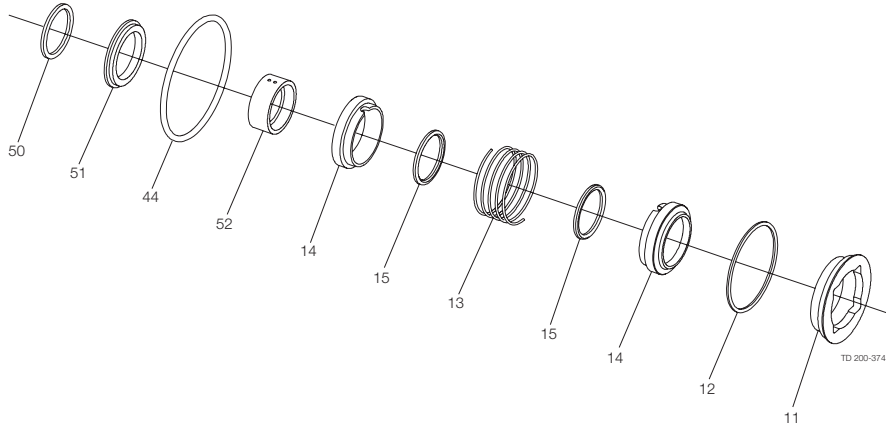
Single Shaft Seal.



Flushed Shaft Seal.



Double Mechanical Shaft Seal

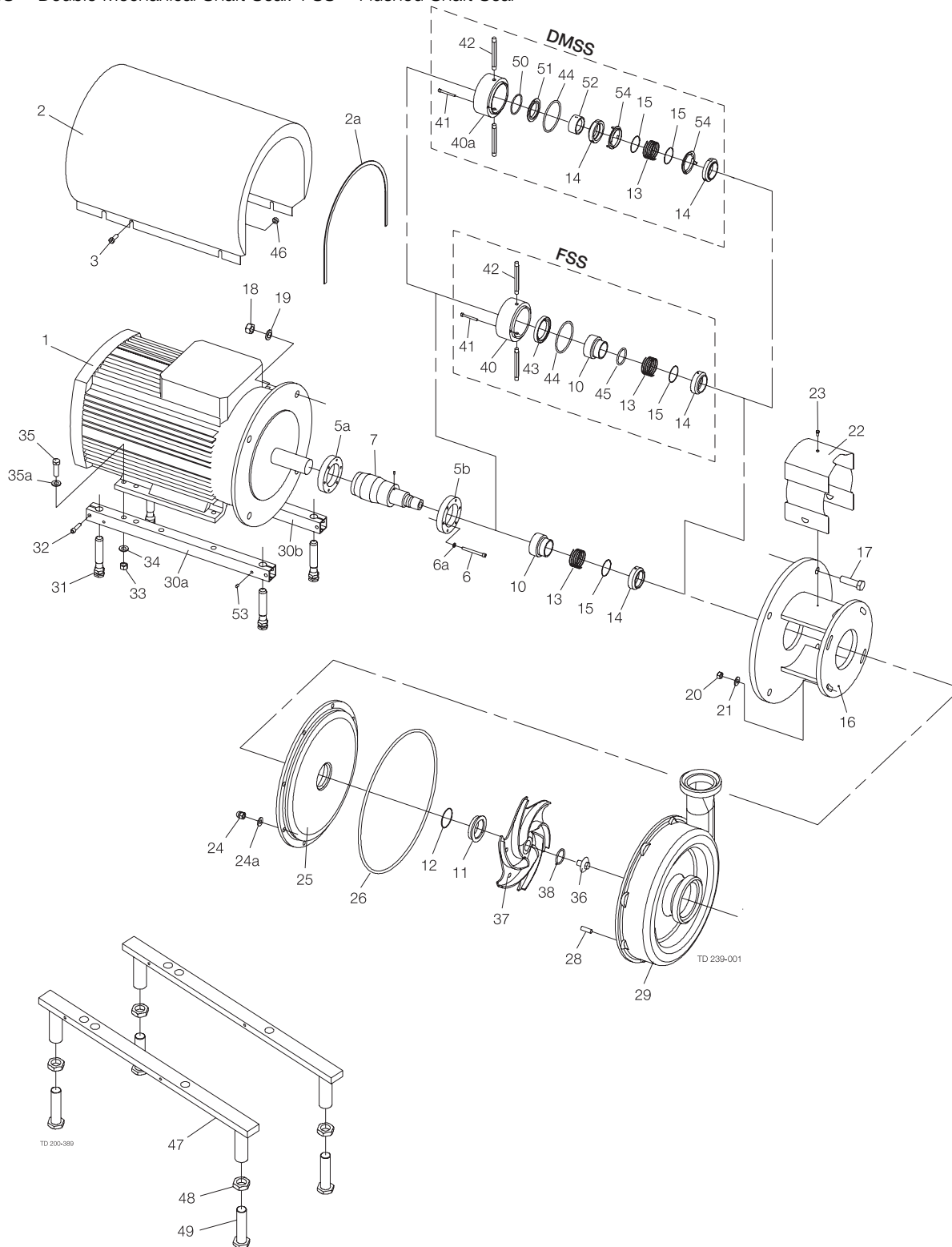


Pos	Qty	Denomination	EPDM (Standard)	NBR	FPM	FEP
Single shaft seal						
		□✦ Complete shaft seal, EPDM (Standard)	9612-1296-09	9612-1296-10	9612-1296-11	9612-1296-12
11	1	Stationary seal ring, SiC	9612-1379-01	9612-1379-01	9612-1379-01	9612-1379-01
12	1	O-ring, EPDM	9611-99-2149	9611-99-2151	9611-99-2150	9611-99-2152
13	1	Spring	9612-1376-01	9612-1376-01	9612-1376-01	9612-1376-01
14	1	Rotating seal ring, carbon	9612-1364-01	9612-1364-01	9612-1364-01	9612-1364-01
15	1	O-ring, EPDM	9611-99-2145	9611-99-2147	9611-99-2146	9611-99-2148
Alternatives for single shaft seal						
		◆✦ Complete shaft seal	9612-1296-05	9612-1296-06	9612-1296-07	9612-1296-08
11	1	Stationary seal ring, SiC	9612-1379-01	9612-1379-01	9612-1379-01	9612-1379-01
12	1	O-ring	9611-99-2149	9611-99-2151	9611-99-2150	9611-99-2152
13	1	Spring	9612-1376-01	9612-1376-01	9612-1376-01	9612-1376-01
14	1	Rotating seal ring, SiC	9612-1364-02	9612-1364-02	9612-1364-02	9612-1364-02
15	1	O-ring	9611-99-2145	9611-99-2147	9611-99-2146	9611-99-2148
Flushed shaft seal						
		○■ Complete shaft seal	9612-1296-25	9612-1296-26	9612-1296-27	9612-1296-28
11	1	Stationary seal ring, SiC	9612-1379-01	9612-1379-01	9612-1379-01	9612-1379-01
12	1	O-ring	9611-99-2149	9611-99-2151	9611-99-2150	9611-99-2152
13	1	Spring	9612-1376-01	9612-1376-01	9612-1376-01	9612-1376-01
14	1	Rotating seal ring, carbon	9612-1364-01	9612-1364-01	9612-1364-01	9612-1364-01
15	1	O-ring	9611-99-2145	9611-99-2147	9611-99-2146	9611-99-2148
43	1	Lip seal	31446-0088-2	31446-0088-2	31446-0088-2	31446-0088-2
44	1	O-ring for seal housing	9611-99-2153	9611-99-2153	9611-99-2153	9611-99-2153
45	1	O-ring for drive ring	9611-99-2145	9611-99-2145	9611-99-2145	9611-99-2145
Alternatives for flushed shaft seal						
		*⊕ Complete shaft seal	9612-1296-29	9612-1296-30	9612-1296-31	9612-1296-32
11	1	Stationary seal ring, SiC	9612-1379-01	9612-1379-01	9612-1379-01	9612-1379-01
12	1	O-ring	9611-99-2149	9611-99-2151	9611-99-2150	9611-99-2152
13	1	Spring	9612-1376-01	9612-1376-01	9612-1376-01	9612-1376-01
14	1	Rotating seal ring, SiC	9612-1364-02	9612-1364-02	9612-1364-02	9612-1364-02
15	1	O-ring	9611-99-2145	9611-99-2147	9611-99-2146	9611-99-2148
43	1	Lip seal	31446-0088-2	31446-0088-2	31446-0088-2	31446-0088-2
44	1	O-ring for seal housing	9611-99-2153	9611-99-2153	9611-99-2153	9611-99-2153
45	1	O-ring for drive ring	9611-99-2145	9611-99-2145	9611-99-2145	9611-99-2145
Double mechanical shaft seal						
		▲* Complete shaft seal	9612-1296-13	9612-1296-14	9612-1296-15	9612-1296-16
11	1	Stationary seal ring, SiC	9612-1379-01	9612-1379-01	9612-1379-01	9612-1379-01
12	1	O-ring	9611-99-2149	9611-99-2151	9611-99-2150	9611-99-2152
13	1	Spring	9612-1376-02	9612-1376-02	9612-1376-02	9612-1376-02
14	2	Rotating seal ring, carbon	9612-1364-01	9612-1364-01	9612-1364-01	9612-1364-01
15	2	O-ring	9611-99-2145	9611-99-2147	9611-99-2146	9611-99-2148
44	1	O-ring for seal housing	9611-99-2153	9611-99-2153	9611-99-2153	9611-99-2153
50	1	O-ring	9611-99-2156	9611-99-2156	9611-99-2156	9611-99-2156
51	1	Sec. stationary seal ring	9612-1383-02	9612-1383-02	9612-1383-02	9612-1383-02
52	1	Drive ring	9612-3089-01	9612-3089-01	9612-3089-01	9612-3089-01
Alternatives for Double Mechanical shaft seal						
		△● Complete shaft seal	9612-1296-17	9612-1296-18	9612-1296-19	9612-1296-20
11	1	Stationary seal ring, SiC	9612-1379-01	9612-1379-01	9612-1379-01	9612-1379-01
12	1	O-ring	9611-99-2149	9611-99-2151	9611-99-2150	9611-99-2152
13	1	Spring	9612-1376-02	9612-1376-02	9612-1376-02	9612-1376-02
14	2	Rotating seal ring, SiC	9612-1364-02	9612-1364-02	9612-1364-02	9612-1364-02
15	2	O-ring	9611-99-2145	9611-99-2147	9611-99-2146	9611-99-2148
44	1	O-ring for seal housing	9611-99-2153	9611-99-2153	9611-99-2153	9611-99-2153
50	1	O-ring	9611-99-2156	9611-99-2156	9611-99-2156	9611-99-2156
51	1	Sec. stationary seal ring	9612-1383-02	9612-1383-02	9612-1383-02	9612-1383-02
52	1	Drive ring	9612-3089-01	9612-3089-01	9612-3089-01	9612-3089-01

900019/1

LKH-70 Centrifugal Pump Single, Flushed and Double Mechanical Shaft Seal

DMSS = Double Mechanical Shaft Seal. FSS = Flushed Shaft Seal



Legs for motor sizes 55-75 kW

LKH-70 Centrifugal Pump Single, Flushed and Double Mechanical Shaft Seal

Pos	Qty	Denomination	4)5.5kW	4)7.5kW	11kW	15 kW	18.5 kW	22 kW
1	1	Motor, ¹⁾ ABB	9612-4028-21	9612-4028-37	31801-0122-3	31801-1194-3	9612-3454-14	
	1	Motor, ²⁾ ABB	9612-4028-23	9612-4028-35	31801-0122-1	31801-1194-1	9612-3454-13	
	1	Motor, ¹⁾ BROOK (period -0602)						
	1	Motor, ²⁾ BROOK (period -0602)						
	1	Motor, ABB ²⁾ (Period 0910-)						9612-3454-21
	1	Motor, ABB ³⁾ Period 0910-)						9612-3454-22
	1	Motor, ABB ²⁾ (Period -0910)						9612-3454-16
	1	Motor, ABB ³⁾ Period -0910)						9612-3454-15
	2	1	Shroud, (Period 9907-)	9612-1390-08	9612-1390-08	9612-1390-05	9612-1390-05	9612-1390-05
2a	1	Edge list, (included in pos. 2)						

Pos	Qty	Denomination	30 kW	37 kW	45 kW	55 kW	75 kW
1	1	Motor ¹⁾ , ABB	9612-3454-04 ³⁾	9612-3454-06 ³⁾	9612-3454-08 ³⁾	9612-3454-10 ³⁾	9612-3454-12 ³⁾
	1	Motor ²⁾ , ABB	9612-3454-03 ³⁾	9612-3454-05 ³⁾	9612-3454-07 ³⁾	9612-3454-09 ³⁾	9612-3454-11 ³⁾
		Motor ¹⁾ , BROOK (period -0602)	9612-6055-02	9612-6055-04	9612-6055-06	9612-6055-08	9612-6055-10
	1	Motor ²⁾ , BROOK (period -0602)	9612-6055-01	9612-6055-03	9612-6055-05	9612-6055-07	9612-6055-09
2	1	Shroud (Period 9907-)	9612-5938-01	9612-5938-01	9612-5938-01	9612-5938-04	9612-5938-04
2a	1	Edge list (included in pos. 2)					

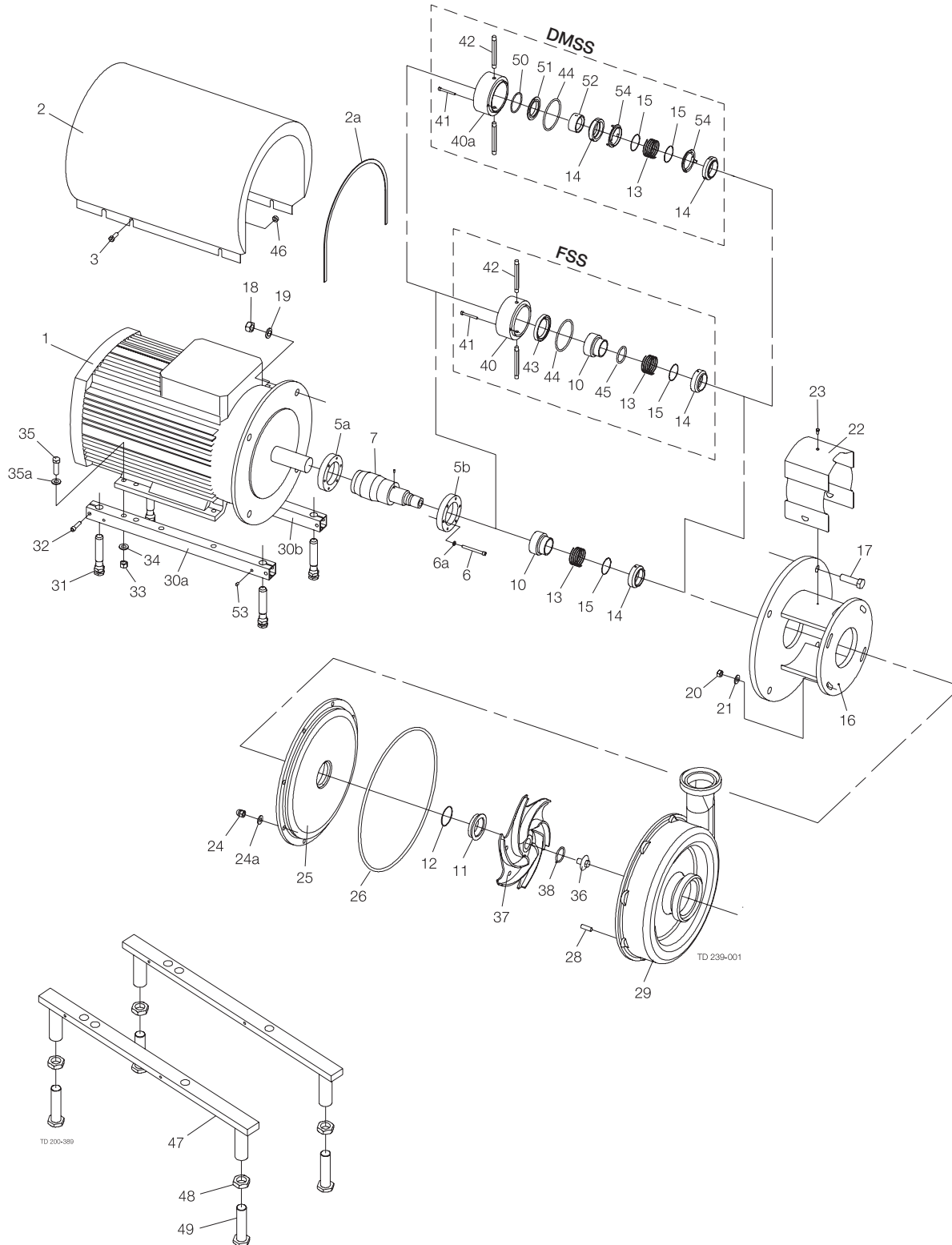
- 1) 3~,50Hz,380-420VΔ/660-690VY-standard
 3~,60Hz,440-480VΔ-standard
 3) MotorABB(Period0602-)

- 2) 3~,50Hz,220-240VΔ/380-420VY-Option
 3~,60Hz,250-280VΔ/440-480VY-Option
 4) halfspeed

Pos	Qty	Denomination	4)5.5-7.5 kW	11-18.5 kW	22 kW	30-37 kW	45 kW	55-75 kW
3	4	Screw	9611-99-3240	9611-99-3241	9611-99-3243	9611-99-3243	9611-99-3243	9611-99-3243
5a	1	Compression ring with thread	9612-1336-05	9612-1336-03	9612-1336-04	9612-1336-07	9612-1336-07	9612-1336-08
5b	1	Compression ring without thread	9612-1337-05	9612-1337-03	9612-1337-04	9612-1337-07	9612-1337-07	9612-1337-08
6	6	Screw	9611-99-3197	9611-99-3198	9611-99-3198	9611-99-3198	9611-99-3198	9611-99-3266
6a	6	Washer	9611-99-3199	9611-99-3199	9611-99-3199	9611-99-3199	9611-99-3199	9611-99-3199
7	1	Shaft, with pin (pos.8) (020320-)	9612-6147-03	9612-5126-03	9612-5123-03	9612-5122-03	9612-5122-03	9612-5010-03
	1	Shaft, with pin (pos.8) (-020320)	9612-6147-01	9612-5126-01	9612-5123-01	9612-5122-01	9612-5122-01	9612-5010-01
10	1	Drive ring	9612-5149-01	9612-5149-01	9612-5149-01	9612-5149-01	9612-5149-01	9612-5149-01
16	1	Adaptor	9612-6146-01	9612-5119-01	9612-5119-01	9612-5118-01	9612-5118-01	9612-5008-01
17	4	Screw for adaptor	9611-99-2162	9611-99-2163	9611-99-2164	9611-99-2164	9611-99-2164	9611-99-2200
18	4	Nut for adaptor	9611-99-0587	9611-99-2160	9611-99-2160	9611-99-2160	9611-99-2160	9611-99-2160
19	4	Washer for adaptor	9611-99-0676	9611-99-1886	9611-99-1886	9611-99-1886	9611-99-1886	9611-99-1886
20	4	Nut	9611-99-0353	9611-99-0353	9611-99-0353	9611-99-0353	9611-99-0353	9611-99-0353
21	4	Washer	9611-99-2559	9611-99-2559	9611-99-2559	9611-99-2559	9611-99-2559	9611-99-2559
22	1	Safety guard	9612-5145-06	9612-5145-03	9612-5145-03	9612-5145-03	9612-5145-03	9612-5145-04
23	1	Screw for safety guard	9611-99-3239	9611-99-3239	9611-99-3239	9611-99-3239	9611-99-3239	9611-99-3239
24	8	Cap nut	9611-99-2593	9611-99-2593	9611-99-2593	9611-99-2593	9611-99-2593	9611-99-2593
24a	8	Spring washer	9611-99-1887	9611-99-1887	9611-99-1887	9611-99-1887	9611-99-1887	9611-99-1887
25	1	Back plate	9612-5146-01	9612-5146-01	9612-5146-01	9612-5146-01	9612-5146-01	9612-5146-01
26	1	O-ring, EPDM (standard)	9611-99-3211	9611-99-3211	9611-99-3211	9611-99-3211	9611-99-3211	9611-99-3211
	1	O-ring, NBR	9611-99-3212	9611-99-3212	9611-99-3212	9611-99-3212	9611-99-3212	9611-99-3212
	1	O-ring, FPM	9611-99-3213	9611-99-3213	9611-99-3213	9611-99-3213	9611-99-3213	9611-99-3213
	1	O-ring, FEP	9611-99-3214	9611-99-3214	9611-99-3214	9611-99-3214	9611-99-3214	9611-99-3214
28	8	Pin bolt	9611-99-2169	9611-99-2169	9611-99-2169	9611-99-2169	9611-99-2169	9611-99-2169
29	1	Pump casing, IDF	9612-5147-01	9612-5147-01	9612-5147-01	9612-5147-01	9612-5147-01	9612-5147-01
	1	Pump casing, SMS	9612-5147-02	9612-5147-02	9612-5147-02	9612-5147-02	9612-5147-02	9612-5147-02
	1	Pump casing, DIN	9612-5147-03	9612-5147-03	9612-5147-03	9612-5147-03	9612-5147-03	9612-5147-03
	1	Pump casing, ISO	9612-5147-04	9612-5147-04	9612-5147-04	9612-5147-04	9612-5147-04	9612-5147-04
	1	Pump casing, BS	9612-5147-05	9612-5147-05	9612-5147-05	9612-5147-05	9612-5147-05	9612-5147-05
	1	Pump casing, flange DN100/DN80	9612-1380-12	9612-1380-12	9612-1380-12	9612-1380-12	9612-1380-12	9612-1380-12
36	1	Impeller screw, (020320-)	9612-9271-01	9612-9271-01	9612-9271-01	9612-9271-01	9612-9271-01	9612-9271-01
	1	Impeller nut, (-020320)	9612-5011-01	9612-5011-01	9612-5011-01	9612-5011-01	9612-5011-01	9612-5011-01
37	1	Impeller	9612-4994-08	9612-4994-08	9612-4994-08	9612-4994-08	9612-4994-08	9612-4994-01
38	1	O-ring, EPDM	9611-99-3215	9611-99-3215	9611-99-3215	9611-99-3215	9611-99-3215	9611-99-3215
	1	O-ring, NBR	9611-99-3216	9611-99-3216	9611-99-3216	9611-99-3216	9611-99-3216	9611-99-3216
	1	O-ring, FPM	9611-99-3217	9611-99-3217	9611-99-3217	9611-99-3217	9611-99-3217	9611-99-3217
	1	O-ring, FEP	9611-99-3218	9611-99-3218	9611-99-3218	9611-99-3218	9611-99-3218	9611-99-3218
Legs								
30a	1	Support bar, right	9612-1322-06	9612-1322-03	9612-1322-04	9612-3422-01	9612-3422-01	
30b	1	Support bar, left	9612-1323-06	9612-1323-03	9612-1323-04	9612-3422-01	9612-3422-01	
31	4	Leg	9612-3967-01	9612-3967-01	9612-3967-01	9612-3967-01	9612-3967-01	
32	4	Screw, (Period 9711-)	9611-99-0273	9611-99-1126	9611-99-1126	9611-99-1907	9611-99-1907	
	4	Screw, (Period -9711)	9611-99-1907	9611-99-1907	9611-99-1907	9611-99-1907	9611-99-1907	
33	4	Nut	9611-99-0353	9611-99-0587	9611-99-0587	9611-99-0587	9611-99-0587	9611-99-0935
34	4	Spring washer	9611-99-1887	9611-99-0676	9611-99-0676	9611-99-0676	9611-99-0676	9611-99-3267

LKH-70 Centrifugal Pump Single, Flushed and Double Mechanical Shaft Seal

DMSS = Double Mechanical Shaft Seal. FSS = Flushed Shaft Seal



Legs for motor sizes 55-75 kW

LKH-70 Centrifugal Pump Single, Flushed and Double Mechanical Shaft Seal

Pos	Qty	Denomination	4)5.5-7.5 kW	11-18.5 kW	22 kW	30-37 kW	45 kW	55-75 kW
Legs								
35	4	Screw	9611-99-1911	9611-99-1834	9611-99-1834	9611-99-3680	9611-99-3680	9611-99-3268
35a	4	Washer	9611-99-0786	9611-99-0706	9611-99-0706	9611-99-0703	9611-99-0703	9611-99-3269
46	4	Distance sleeve	9611-99-2737	31438-0390-2	31438-0390-1	31438-0390-3	31438-0390-3	31438-0390-1
47	2	Leg bracket						9612-5184-01
48	4	Nut for leg						9611-99-3260
49	4	Screw for leg						9612-5185-01
53	4	Pivot screw				9611-99-1763	9611-99-1763	

Pos	Qty	Denomination	5.5-75 kW
-----	-----	--------------	-----------

Parts for flushed shaft seal

40	1	Seal housing	9612-5144-01
41	2	Screw for seal housing	9611-99-3232
42	2	Tube	9612-3589-03

Parts for double Mechanical shaft seal

40a	1	Seal housing	9612-5914-01
41	2	Screw for seal housing	9611-99-3766
42	2	Tube	9612-3589-03

Accessories

1	Tool complete	9612-9037-01
---	---------------------	--------------

Surface roughness, product wetted parts: Ra ≤ 0.8 µm

Pos	Qty	Denomination	5.5-7.5 kW	11-37 kW	45-75 kW
25	1	Back plate	9612-5146-07	9612-5146-07	9612-5146-07
29	1	Pump casing, IDF	9612-5147-06	9612-5147-06	9612-5147-06
	1	Pump casing, SMS	9612-5147-07	9612-5147-07	9612-5147-07
	1	Pump casing, DIN	9612-5147-08	9612-5147-08	9612-5147-08
	1	Pump casing, ISO	9612-5147-09	9612-5147-09	9612-5147-09
	1	Pump casing, BS	9612-5147-10	9612-5147-10	9612-5147-10
36	1	Impeller screw, (020321-)	9612-9271-02	9612-9271-02	9612-9271-02
	1	Impeller nut, (-020321)	9612-5011-02	9612-5011-02	9612-5011-02
37	1	Impeller	9612-4994-12	9612-4994-12	9612-4994-03

C/SIC

SIC/SIC

Service kit for single shaft seal

Service kit, EPDM (Std.)	□	9611-92-2238	❖	9611-92-2643
Service kit, NBR	□	9611-92-2239	❖	9611-92-2644
Service kit, FPM	□	9611-92-2240	❖	9611-92-2645
Service kit, FEP	□	9611-92-2241	❖	9611-92-2646

Service kit for flushed shaft seal

Service kit, EPDM (Std.)	◆	9611-92-2242	◇	9611-92-2647
Service kit, NBR	◆	9611-92-2243	◇	9611-92-2648
Service kit, FPM	◆	9611-92-2244	◇	9611-92-2649
Service kit, FEP	◆	9611-92-2245	◇	9611-92-2650

Service kit for double mechanical shaft seal

Service kit, EPDM (Std.)	★	9611-92-2416	■	9611-92-2651
Service kit, NBR	★	9611-92-2417	■	9611-92-2652
Service kit, FPM	★	9611-92-2418	■	9611-92-2653
Service kit, FEP	★	9611-92-2419	■	9611-92-2654

Parts marked with □◆★❖◇■ are included in the service kits.

Recommended Spare Parts: Service kits.

Shaft seal: See page 72

Conversion kit, single to flushed shaft seal EPDM C/SIC 9611-92-2246 = Pos 40+41+42+43+44+45

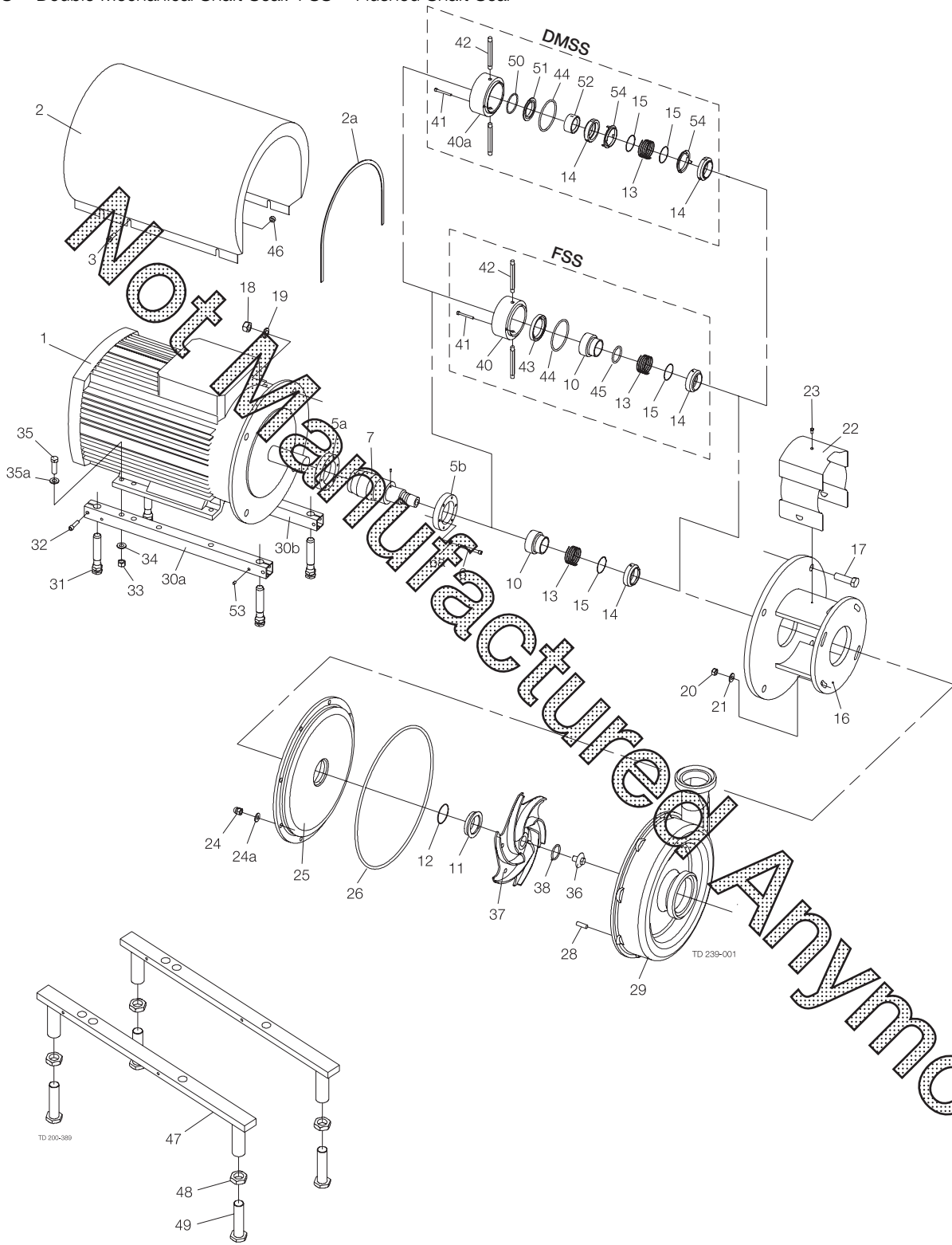
Conversion kit, single to double mechanical shaft seal EPDM C/SIC 9611-92-2420 = Pos.13+14+15+ 40a+41+42+44+50+51+52+54

Conversion kit, flushed to double mechanical shaft seal EPDM C/SIC 9611-92-2421 = Pos.13+14+15+ 40a+41+50+51+52+54

900058/8

Not manufactured anymore

DMSS = Double Mechanical Shaft Seal. FSS = Flushed Shaft Seal



Legs for motor sizes 55-75 kW

LKH-80 Centrifugal Pump Single, Flushed and Double Mechanical Shaft Seal

Pos	Qty	Denomination	3)5.5kW	3)7.5kW	11kW	15 kW	18.5 kW	22 kW
1	1	Motor, 1) ABB	9612-4028-21	9612-4028-37	31801-0122-3	31801-1194-3	9612-3454-14	
	1	Motor, 2) ABB	9612-4028-23	9612-4028-35	31801-0122-1	31801-1194-1	9612-3454-13	
	1	Motor, 1) BROOK (Period -0602)						
	1	Motor, 2) BROOK (Period -0602)						
	1	Motor, ABB ²⁾ (Period 0910-)						9612-3454-21
	1	Motor, ABB ³⁾ (Period 0910-)						9612-3454-22
	1	Motor, ABB ²⁾ (Period -0910)						9612-3454-16
2	1	Shroud, (Period 9907-)	9612-1390-08	9612-1390-08	9612-1390-05	9612-1390-05	9612-1390-05	9612-1390-06
2a	1	Edge list, (included in pos. 2)						

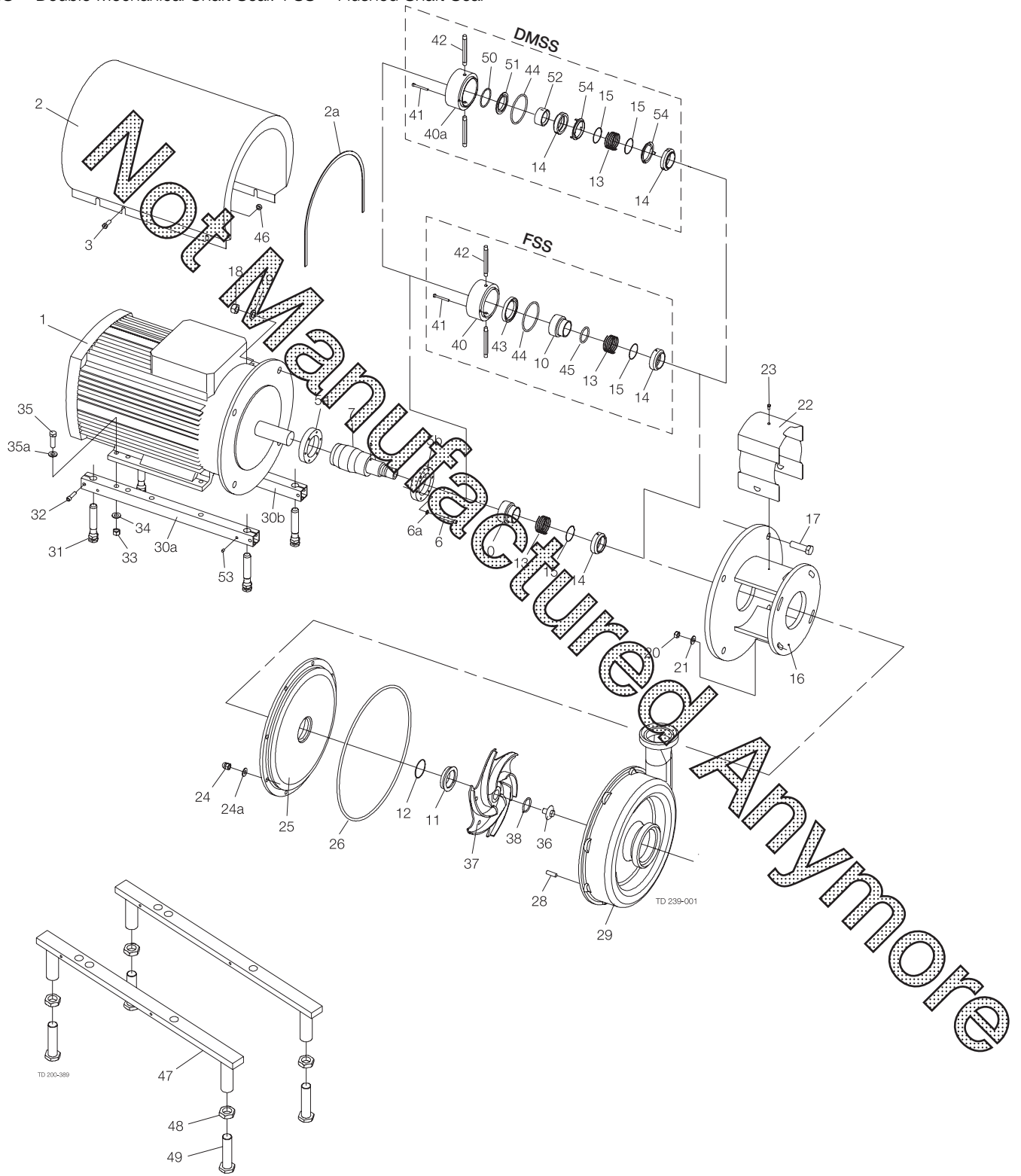
Pos	Qty	Denomination	30 kW	37 kW	45 kW	55 kW	75 kW
1	1	Motor, 1) ABB	9612-3454-04	9612-3454-06	9612-3454-08	9612-3454-10	9612-3454-12
	1	Motor, 2) ABB	9612-3454-03	9612-3454-05	9612-3454-07	9612-3454-09	9612-3454-11
	1	Motor, 1) BROOK (Period -0602)	9612-6055-02	9612-6055-04	9612-6055-06	9612-6055-08	9612-6055-10
	1	Motor, 2) BROOK (Period -0602)	9612-6055-01	9612-6055-03	9612-6055-05	9612-6055-07	9612-6055-09
2	1	Shroud, (Period 9907-)	9612-5938-01	9612-5938-01	9612-5938-01	9612-5938-04	9612-5938-04
2a	1	Edge list, (included in pos. 2)					

- 1) 3~,50Hz, 380-420VΔ/660-690VY -standard
 3~,60Hz, 440-480VΔ -standard
 3) Half speed
- 2) 3~,50Hz, 220-240VΔ/380-420VY -Option
 3~,60Hz, 250-280VΔ/440-480VY -Option

Pos	Qty	Denomination	3)5.5-7.5 kW	11-18.5 kW	22 kW	30-37 kW	45 kW	55-75 kW
3	4	Screw	9611-99-3240	9611-99-3241	9611-99-3243	9611-99-3243	9611-99-3243	9611-99-3243
5a	1	Compression ring with thread	9612-1336-05	9612-1336-03	9612-1336-04	9612-1336-07	9612-1336-07	9612-1336-08
5b	1	Compression ring without thread	9612-1337-05	9612-1337-03	9612-1337-04	9612-1337-07	9612-1337-07	9612-1337-08
6	6	Screw	9611-99-3197	9611-99-3198	9611-99-3198	9611-99-3198	9611-99-3198	9611-99-3266
6a	6	Washer	9611-99-3199	9611-99-3199	9611-99-3199	9611-99-3199	9611-99-3199	9611-99-3199
7	1	Shaft, with pin (pos.8) (020321-)	9612-6147-03	9612-5126-03	9612-5123-03	9612-5122-03	9612-5122-03	9612-5010-03
	1	Shaft, with pin (pos.8) (-020321)	9612-6147-01	9612-5126-01	9612-5123-01	9612-5122-01	9612-5122-01	9612-5010-01
10	1	Drive ring	9612-5149-01	9612-5149-01	9612-5149-01	9612-5149-01	9612-5149-01	9612-5149-01
16	1	Adaptor	9612-6146-01	9612-5119-01	9612-5119-01	9612-5118-01	9612-5118-01	9612-5008-01
17	4	Screw for adaptor	9611-99-2162	9611-99-2163	9611-99-2164	9611-99-2164	9611-99-2164	9611-99-2200
18	4	Nut for adaptor	9611-99-0587	9611-99-2160	9611-99-2160	9611-99-2160	9611-99-2160	9611-99-2160
19	4	Washer for adaptor	9611-99-0676	9611-99-1886	9611-99-1886	9611-99-1886	9611-99-1886	9611-99-1886
20	4	Nut	9611-99-0353	9611-99-0353	9611-99-0353	9611-99-0353	9611-99-0353	9611-99-0353
21	4	Washer	9611-99-2559	9611-99-2559	9611-99-2559	9611-99-2559	9611-99-2559	9611-99-2559
22	1	Safety guard	9612-5145-06	9612-5145-03	9612-5145-03	9612-5145-03	9612-5145-03	9612-5145-04
23	1	Screw for safety guard	9611-99-3239	9611-99-3239	9611-99-3239	9611-99-3239	9611-99-3239	9611-99-3239
24	8	Cap nut	9611-99-2593	9611-99-2593	9611-99-2593	9611-99-2593	9611-99-2593	9611-99-2593
24a	8	Spring washer	9611-99-1887	9611-99-1887	9611-99-1887	9611-99-1887	9611-99-1887	9611-99-1887
25	1	Back plate	9612-5146-02	9612-5146-02	9612-5146-02	9612-5146-02	9612-5146-02	9612-5146-02
26	1	O-ring, EPDM (standard) ...	9611-99-3396	9611-99-3396	9611-99-3396	9611-99-3396	9611-99-3396	9611-99-3396
	1	O-ring, NBR	9611-99-3397	9611-99-3397	9611-99-3397	9611-99-3397	9611-99-3397	9611-99-3397
	1	O-ring, FPM	9611-99-3398	9611-99-3398	9611-99-3398	9611-99-3398	9611-99-3398	9611-99-3398
	1	O-ring, FEP	9611-99-3399	9611-99-3399	9611-99-3399	9611-99-3399	9611-99-3399	9611-99-3399
28	8	Pin bolt	9611-99-2169	9611-99-2169	9611-99-2169	9611-99-2169	9611-99-2169	9611-99-2169
29	1	Pump casing, ISO-clamp ...	9612-5147-22	9612-5147-22	9612-5147-22	9612-5147-22	9612-5147-22	9612-5147-22
	1	Pump casing, DIN	9612-5147-23	9612-5147-23	9612-5147-23	9612-5147-23	9612-5147-23	9612-5147-23
	1	Pump casing, flange DN150/DN100	9612-1380-15	9612-1380-15	9612-1380-15	9612-1380-15	9612-1380-15	9612-1380-15
36	1	Impeller screw, (020321-) ...	9612-9271-01	9612-9271-01	9612-9271-01	9612-9271-01	9612-9271-01	9612-9271-01
	1	Impeller nut, (-020321)	9612-5011-01	9612-5011-01	9612-5011-01	9612-5011-01	9612-5011-01	9612-5011-01
37	1	Impeller	9612-5197-01	9612-5197-03	9612-5197-03	9612-5197-03	9612-5197-03	9612-5197-01
38	1	O-ring, EPDM	9611-99-3215	9611-99-3215	9611-99-3215	9611-99-3215	9611-99-3215	9611-99-3215
	1	O-ring, NBR	9611-99-3216	9611-99-3216	9611-99-3216	9611-99-3216	9611-99-3216	9611-99-3216
	1	O-ring, FPM	9611-99-3217	9611-99-3217	9611-99-3217	9611-99-3217	9611-99-3217	9611-99-3217
	1	O-ring, FEP	9611-99-3218	9611-99-3218	9611-99-3218	9611-99-3218	9611-99-3218	9611-99-3218
Legs								
30a	1	Support bar, right	9612-1322-06	9612-1322-03	9612-1322-04	9612-3422-01	9612-3422-01	
30b	1	Support bar, left	9612-1323-06	9612-1323-03	9612-1323-04	9612-3422-01	9612-3422-01	
31	4	Leg	9612-3967-01	9612-3967-01	9612-3967-01	9612-3967-01	9612-3967-01	
32	4	Screw	9611-99-0273	9611-99-1126	9611-99-1126	9611-99-1907	9611-99-1907	
33	4	Nut	9611-99-0353	9611-99-0587	9611-99-0587	9611-99-0587	9611-99-0587	9611-99-0935
34	4	Spring washer	9611-99-1887	9611-99-0676	9611-99-0676	9611-99-0676	9611-99-0676	9611-99-3267
35	4	Screw	9611-99-1911	9611-99-1834	9611-99-1834	9611-99-3680	9611-99-3680	9611-99-3268
35a	4	Washer	9611-99-0786	9611-99-0706	9611-99-0706	9611-99-0703	9611-99-0703	9611-99-3269

Not manufactured anymore

DMSS = Double Mechanical Shaft Seal. FSS = Flushed Shaft Seal



Legs for motor sizes 55-75 kW

LKH-80 Centrifugal Pump Single, Flushed and Double Mechanical Shaft Seal

Pos	Qty	Denomination	5-7.5 kW	11-18.5 kW	22 kW	30-37 kW	45 kW	55-75 kW
Legs								
46	4	Distance sleeve	9611-99-2737	31438-0390-2	31438-0390-1	31438-0390-3	31438-0390-3	31438-0390-1
47	2	Leg bracket						9612-5184-01
48		Nut for leg						9611-99-3260
49		Screw for leg						9612-5185-01
53		Pivot screw				9611-99-1763	9611-99-1763	

Pos	Qty	Denomination	5.5-75 kW
-----	-----	--------------	-----------

Parts for flushed shaft seal

40	1	Seal housing	9612-5144-01
41	2	Screw for seal housing	9611-99-3232
42	2	Tube	9612-3589-03

Parts for double Mechanical shaft seal

40a	1	Seal housing	9612-5914-01
41	2	Screw for seal housing	9611-99-3766

Accessories

	1	Tool complete	9612-9037-01
42	2	Tube	9612-3589-03

Surface roughness, product wetted parts: Ra ≤ 0.8 μm

Pos	Qty	Denomination	5.5-7.5kW	11-37 kW	45-75 kW
25	1	Back plate	9612-5146-08	9612-5146-08	9612-5146-08
27	1	Impeller	9612-5197-02	9612-5197-05	9612-5197-02
29	1	Pump casing, ISO-clamp	9612-5147-24	9612-5147-24	9612-5147-24
	1	Pump casing, DIN	9612-5147-25	9612-5147-25	9612-5147-25
36	1	Impeller screw, (020321-)	9612-9271-02	9612-9271-02	9612-9271-02
	1	Impeller nut, (-020321)	9612-5011-02	9612-5011-02	9612-5011-02

C/SIC SIC/SIC

Service kit for single shaft seal

Service kit, EPDM	□	9611-92-2843	◆	9611-92-2855
Service kit, NBR	□	9611-92-2844	◆	9611-92-2856
Service kit, FPM	□	9611-92-2845	◆	9611-92-2857
Service kit, FEP	□	9611-92-2846	◆	9611-92-2858

Service kit for flushed shaft seal

Service kit, EPDM	◆	9611-92-2847	◇	9611-92-2859
Service kit, NBR	◆	9611-92-2848	◇	9611-92-2860
Service kit, FPM	◆	9611-92-2849	◇	9611-92-2861
Service kit, FEP	◆	9611-92-2850	◇	9611-92-2862

Service kit for double mechanical shaft seal

Service kit, EPDM	★	9611-92-2851	■	9611-92-2863
Service kit, NBR	★	9611-92-2852	■	9611-92-2864
Service kit, FPM	★	9611-92-2853	■	9611-92-2865
Service kit, FEP	★	9611-92-2854	■	9611-92-2866

Parts marked with □◆★◇■ are included in the service kits.

Recommended Spare Parts: Service kits.

Shaft seal: See page 72

Conversion kit, single to flushed shaft seal EPDM C/SIC 9611-92-2246 = Pos 40+41+42+43+44+45

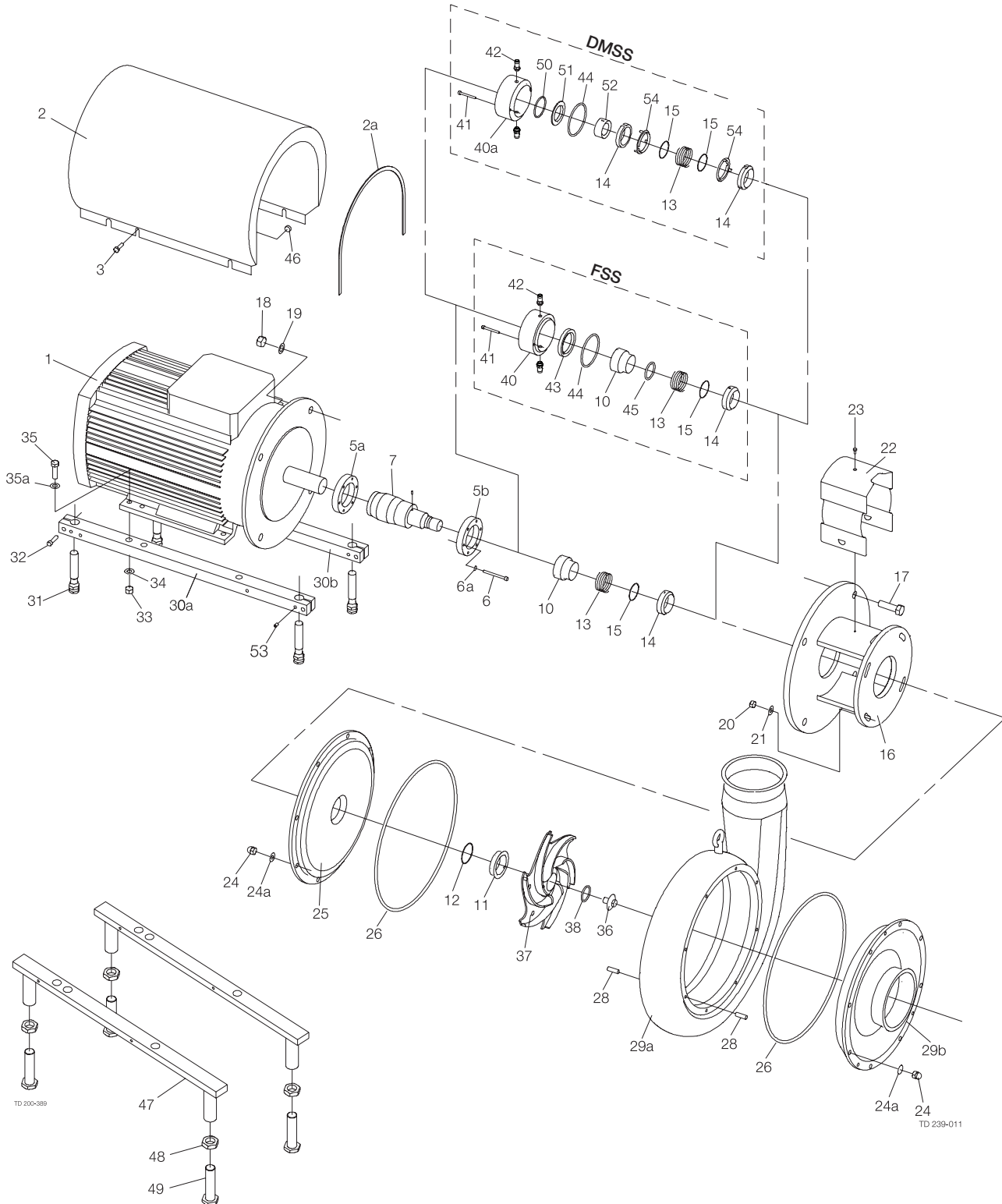
Conversion kit, single to double mechanical shaft seal EPDM C/SIC 9611-92-2420 = Pos.13+14+15+ 40a+41+42+44+50+51+52+54

Conversion kit, flushed to double mechanical shaft seal EPDM C/SIC 9611-92-2421 = Pos.13+14+15+ 40a+41+50+51+52+54

900058/8

LKH-85 Centrifugal Pump Single, Flushed and Double Mechanical Shaft Seal

DMSS = Double Mechanical Shaft Seal. FSS = Flushed Shaft Seal



Legs for motor sizes 55-110 kW

LKH-85 Centrifugal Pump Single, Flushed and Double Mechanical Shaft Seal

Pos	Qty	Denomination	30 kW	37 kW	45 kW	55 kW
1	1	Motor , ¹⁾ ABB	9612-6055-73	9612-6055-75	9612-6055-77	9612-6055-79
2	1	Shroud	9612-5938-01	9612-5938-01	9612-5938-01	9612-5938-04
2a	1	Edge list, (included in pos. 2)				

Pos	Qty	Denomination	75 kW	90 kW	110 kW
1	1	Motor , ABB ¹⁾	9612-6055-81	9612-6055-69	
	1	Motor, ABB Isolated bearings ²⁾			9612-6055-71
2	1	Shroud	9612-5938-04	9612-5938-06	9612-5938-06
2a	1	Edge list (included in pos. 2)			

- 1) 3~,50Hz, 380-415VΔ/660-690VY -standard
3~,60Hz, 440VΔ -standard
2) Bearings for frequency converter

Pos	Qty	Denomination	30-37 kW	45 kW	55-75 kW	90-110 kW
3	4	Screw	9611-99-3243	9611-99-3243	9611-99-3243	9611-99-3243
5a	1	Compression ring with thread	9612-1336-07	9612-1336-07	9612-1336-08	9612-1336-09
5b	1	Compression ring without thread	9612-1337-07	9612-1337-07	9612-1337-08	9612-1337-09
6	6	Screw (30 - 75 kW)	9611-99-3198	9611-99-3198	9611-99-3266	
	8	Screw (90 - 110 kW)				9611-99-3266
6a	6	Washer (30 - 75 kW)	9611-99-3199	9611-99-3199	9611-99-3199	
	8	Washer (90 - 110 kW)				9611-99-3199
7	1	Shaft with pin, (pos.8)	9612-5122-03	9612-5122-03	9612-5010-03	9613-4065-01
10	1	Drive ring	9612-5149-01	9612-5149-01	9612-5149-01	9612-5149-01
16	1	Adaptor	9612-5118-01	9612-5118-01	9612-5008-01	9612-5008-01
17	4	Screw for adaptor	9611-99-2164	9611-99-2164	9611-99-2200	9611-99-2200
18	4	Nut for adaptor	9611-99-2160	9611-99-2160	9611-99-2160	9611-99-2160
19	4	Washer for adaptor	9611-99-1886	9611-99-1886	9611-99-1886	9611-99-1886
20	4	Nut	9611-99-0353	9611-99-0353	9611-99-0353	9611-99-0353
21	4	Washer	9611-99-2559	9611-99-2559	9611-99-2559	9611-99-2559
22	1	Safety guard	9612-5145-03	9612-5145-03	9612-5145-04	9612-5145-04
23	1	Screw for safety guard	9611-99-3239	9611-99-3239	9611-99-3239	9611-99-3239
24	16	Cap nut	9611-99-2593	9611-99-2593	9611-99-2593	9611-99-2593
24a	16	Spring washer	9611-99-1887	9611-99-1887	9611-99-1887	9611-99-1887
25	1	Back plate	9612-5146-15	9612-5146-15	9612-5146-15	9612-5146-15
26	2	O-ring, EPDM (standard)	9611-99-4249	9611-99-4249	9611-99-4249	9611-99-4249
	2	O-ring, NBR	9611-99-4250	9611-99-4250	9611-99-4250	9611-99-4250
	2	O-ring, FPM	9611-99-4251	9611-99-4251	9611-99-4251	9611-99-4251
	2	O-ring, FEP	9611-99-4252	9611-99-4252	9611-99-4252	9611-99-4252
28	16	Pin bolt	9611-99-2169	9611-99-2169	9611-99-2169	9611-99-2169
29a	1	Pump casing, ISO-clamp	9613-4055-05	9613-4055-05	9613-4055-05	9613-4055-05
	1	Pump casing, DIN	9613-4055-06	9613-4055-06	9613-4055-06	9613-4055-06
29b	1	Pump cover, ISO-clamp	9613-4051-05	9613-4051-05	9613-4051-05	9613-4051-05
	1	Pump cover, DIN	9613-4051-06	9613-4051-06	9613-4051-06	9613-4051-06
36	1	Impeller screw	9612-9271-04	9612-9271-04	9612-9271-04	9612-9271-04
37	1	Impeller	9613-4161-01	9613-4161-01	9613-4161-01	9613-4161-01
38	1	O-ring, EPDM	9611-99-3215	9611-99-3215	9611-99-3215	9611-99-3215
	1	O-ring, NBR	9611-99-3216	9611-99-3216	9611-99-3216	9611-99-3216
	1	O-ring, FPM	9611-99-3217	9611-99-3217	9611-99-3217	9611-99-3217
	1	O-ring, FEP	9611-99-3218	9611-99-3218	9611-99-3218	9611-99-3218

Legs

30a	1	Support bar, right	9612-3422-01	9612-3422-01		
30b	1	Support bar, left	9612-3422-01	9612-3422-01		
31	4	Leg	9612-3967-01	9612-3967-01		
32	4	Screw	9611-99-1907	9611-99-1907		
33	4	Nut	9611-99-0587	9611-99-0587	9611-99-0935	9611-99-0935
34	4	Spring washer	9611-99-0676	9611-99-0676	9611-99-3267	9611-99-3267
35	4	Screw	9611-99-3680	9611-99-3680	9611-99-3268	9611-99-3268
35a	4	Washer	9611-99-0703	9611-99-0703	9611-99-3269	9611-99-3269
46	4	Distance sleeve	31438-0390-3	31438-0390-3	31438-0390-1	31438-0390-3
47	2	Leg bracket			9612-5184-01	9612-5184-03
48	4	Nut for leg			9611-99-3260	9611-99-3260
49	4	Screw for leg			9612-5185-01	9612-5185-01
53	4	Pivot screw	9611-99-1763	9611-99-1763		

Pos	Qty	Denomination	30-110 kW
-----	-----	--------------	-----------

Parts for flushed shaft seal

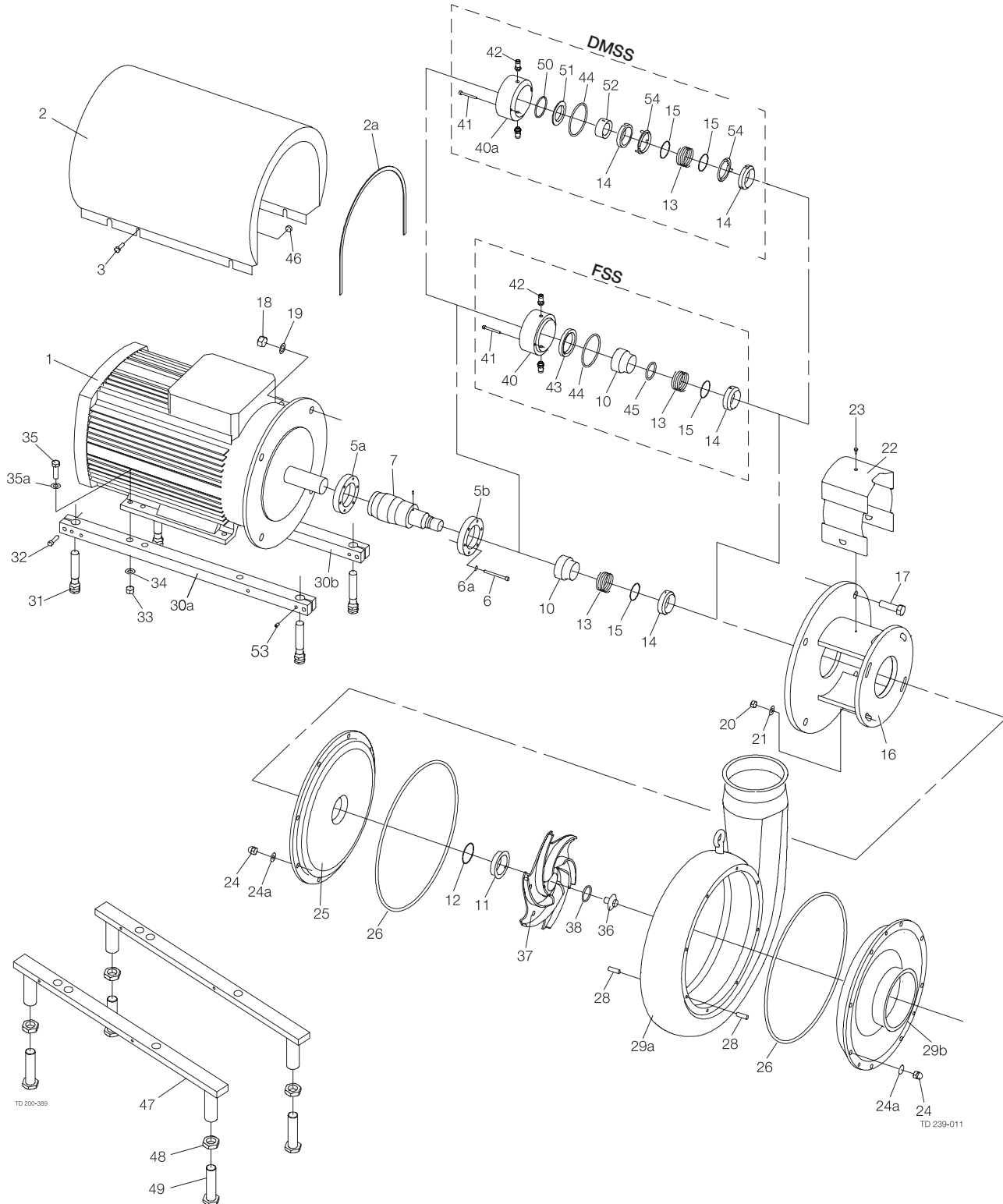
40	1	Seal housing	9612-5144-01
41	2	Screw for seal housing	9611-99-3232
42	2	Fitting	9611-99-2323

Parts for double Mechanical shaft seal

40a	1	Seal housing	9612-5914-01
41	2	Screw for seal housing	9611-99-3766
42	2	Fitting	9611-99-2323

LKH-85 Centrifugal Pump Single, Flushed and Double Mechanical Shaft Seal

DMSS = Double Mechanical Shaft Seal. FSS = Flushed Shaft Seal



Legs for motor sizes 55-110 kW

LKH-85 Centrifugal Pump Single, Flushed and Double Mechanical Shaft Seal

Pos	Qty	Denomination	30-110kW
-----	-----	--------------	----------

Accessories

1	Tool complete	9612-9037-01
---	---------------	--------------

Pos	Qty	Denomination	30-110kW
-----	-----	--------------	----------

Surface roughness, product wetted parts: Ra < 0.8 µm

25	1	Back plate	9612-5146-14
27	1	Impeller	9613-4161-02
29a	1	Pump casing, ISO-clamp	9613-4055-07
	1	Pump casing, DIN	9613-4055-08
29b	1	Pump cover, ISO-clamp	9613-4051-07
	1	Pump cover, DIN	9613-4051-08
36	1	Impeller screw	9612-9271-05

C/SIC	SIC/SIC
-------	---------

Service kit for single shaft seal

Service kit, EPDM (Std.)	□ 9611-92-2952	★ 9611-92-2964
Service kit, NBR	□ 9611-92-2953	★ 9611-92-2965
Service kit, FPM	□ 9611-92-2954	★ 9611-92-2966
Service kit, FEP	□ 9611-92-2955	★ 9611-92-2967

Service kit for flushed shaft seal

Service kit, EPDM (Std.)	◆ 9611-92-2956	△ 9611-92-2968
Service kit, NBR	◆ 9611-92-2957	△ 9611-92-2969
Service kit, FPM	◆ 9611-92-2958	△ 9611-92-2970
Service kit, FEP	◆ 9611-92-2959	△ 9611-92-2971

Service kit for double mechanical shaft seal

Service kit, EPDM (Std.)	○ 9611-92-2960	▲ 9611-92-2972
Service kit, NBR	○ 9611-92-2961	▲ 9611-92-2973
Service kit, FPM	○ 9611-92-2962	▲ 9611-92-2974
Service kit, FEP	○ 9611-92-2963	▲ 9611-92-2975

Parts marked with □◆○★△▲ are included in the service kits.

Recommended Spare Parts: Service kits.

Shaft seal: See page 52

Conversion kit, single to flushed shaft seal EPDM C/SIC 9611-92-2246 = Pos 40+41+42+43+44+45

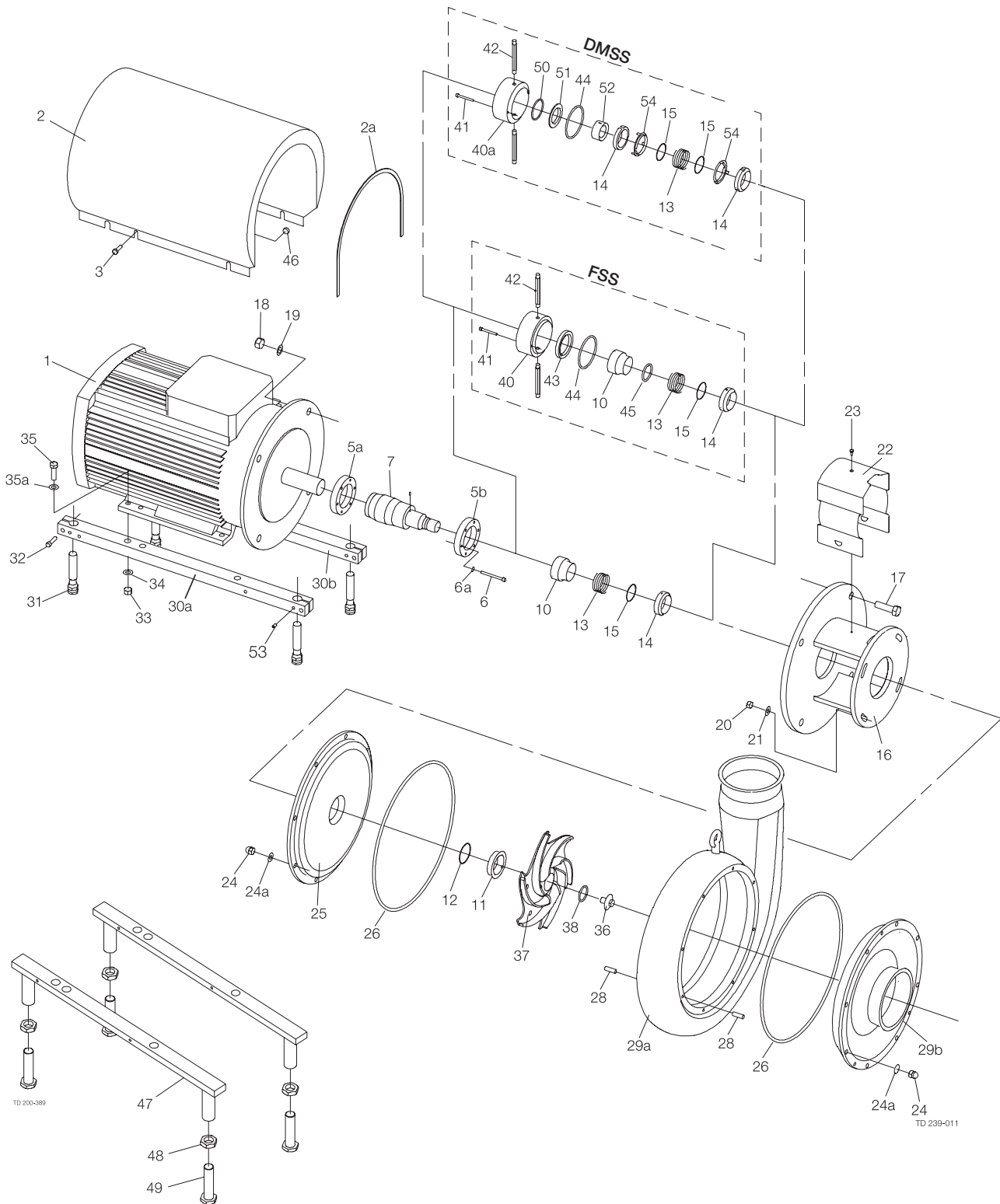
Conversion kit, single to double mechanical shaft seal EPDM C/SIC 9611-92-2420 = Pos.13+14+15+ 40a+41+42+44+50+51+52+54

Conversion kit, flushed to double mechanical shaft seal EPDM C/SIC 9611-92-2421 = Pos.13+14+15+ 40a+41+50+51+52+54

900410/0

LKH-90 Centrifugal Pump Single, Flushed and Double Mechanical Shaft Seal

DMSS = Double Mechanical Shaft Seal. FSS = Flushed Shaft Seal



Legs for motor sizes 55-75 kW

LKH-90 Centrifugal Pump Single, Flushed and Double Mechanical Shaft Seal

Pos	Qty	Denomination	30 kW	37 kW	45 kW	55 kW	75 kW
1	1	Motor, ¹⁾ ABB (4 pole motor)	9612-6055-33	9612-6055-35	9612-6055-37	9612-6055-39	9612-6055-41
	1	Motor, ²⁾ ABB (4 pole motor)	9612-6055-34	9612-6055-36	9612-6055-38	9612-6055-40	9612-6055-42
2	1	Shroud	9612-5938-01	9612-5938-01	9612-5938-01	9612-5938-04	9612-5938-04
2a	1	Edge list, (included in pos. 2)					

¹⁾ 3~,50Hz, 380-420VΔ/660-690VY -standard
 3~,60Hz, 440-480VΔ -standard

²⁾ 3~,50Hz, 220-240VΔ/380-420VY -Option
 3~,60Hz, 250-280VΔ/440-480VY -Option

Pos	Qty	Denomination	30-37 kW	45 kW	55-75 kW
3	4	Screw	9611-99-3243	9611-99-3243	9611-99-3243
5a	1	Compression ring with thread, (4 pole motor)	9612-1336-07	9612-1336-07	9612-1336-09
5b	1	Compression ring without thread, (4 pole motor)	9612-1337-07	9612-1337-07	9612-1337-09
6	6	Screw (30 - 45 kW)	9611-99-3198	9611-99-3198	-
	8	Screw (55-75 kW)	-	-	9611-99-3266
6a	6	Washer (30 - 45 kW)	9611-99-3199	9611-99-3199	-
	8	Washer (55-75 kW)	-	-	9611-99-3199
7	1	Shaft with pin, (pos.8) (4 pole motor)	9612-5122-03	9612-5122-03	9613-4065-01
10	1	Drive ring	9612-5149-01	9612-5149-01	9612-5149-01
16	1	Adaptor	9612-5118-01	9612-5118-01	9612-5008-01
17	4	Screw for adaptor	9611-99-2164	9611-99-2164	9611-99-2200
18	4	Nut for adaptor	9611-99-2160	9611-99-2160	9611-99-2160
19	4	Washer for adaptor	9611-99-1886	9611-99-1886	9611-99-1886
20	4	Nut	9611-99-0353	9611-99-0353	9611-99-0353
21	4	Washer	9611-99-2559	9611-99-2559	9611-99-2559
22	1	Safety guard	9612-5145-03	9612-5145-03	9612-5145-04
23	1	Screw for safety guard	9611-99-3239	9611-99-3239	9611-99-3239
24	16	Cap nut	9611-99-2593	9611-99-2593	9611-99-2593
24a	16	Spring washer	9611-99-1887	9611-99-1887	9611-99-1887
25	1	Back plate	9612-5146-12	9612-5146-12	9612-5146-12
29	1	Pump casing, ISO-clamp	9613-4055-01	9613-4055-01	9613-4055-01
	1	Pump casing, DIN	9613-4055-02	9613-4055-02	9613-4055-02
26	2	O-ring, EPDM (standard)	9613-4047-01	9613-4047-01	9613-4047-01
	2	O-ring, NBR	9613-4047-02	9613-4047-02	9613-4047-02
	2	O-ring, FPM	9613-4047-03	9613-4047-03	9613-4047-03
	2	O-ring, FEP	9613-4047-04	9613-4047-04	9613-4047-04
28	16	Pin bolt	9611-99-2169	9611-99-2169	9611-99-2169
29a	1	Pump cover, ISO-clamp	9613-4051-01	9613-4051-01	9613-4051-01
	1	Pump cover, DIN	9613-4051-02	9613-4051-02	9613-4051-02
36	1	Impeller screw	9612-9271-04	9612-9271-04	9612-9271-04
37	1	Impeller	9613-4059-01	9613-4059-01	9613-4059-01
38	1	O-ring, EPDM	9611-99-3215	9611-99-3215	9611-99-3215
	1	O-ring, NBR	9611-99-3216	9611-99-3216	9611-99-3216
	1	O-ring, FPM	9611-99-3217	9611-99-3217	9611-99-3217
	1	O-ring, FEP	9611-99-3218	9611-99-3218	9611-99-3218

Legs

30a	1	Support bar, right	9612-3422-01	9612-3422-01	
30b	1	Support bar, left	9612-3422-01	9612-3422-01	
31	4	Leg	9612-3967-01	9612-3967-01	
32	4	Screw	9611-99-1907	9611-99-1907	
33	4	Nut	9611-99-0587	9611-99-0587	9611-99-0935
34	4	Spring washer	9611-99-0676	9611-99-0676	9611-99-3267
35	4	Screw	9611-99-3680	9611-99-3680	9611-99-3268
35a	4	Washer	9611-99-0703	9611-99-0703	9611-99-3269
46	4	Distance sleeve	31438-0390-3	31438-0390-3	31438-0390-1
47	2	Leg bracket			9612-5184-01
48	4	Nut for leg			9611-99-3260
49	4	Screw for leg			9612-5185-01
53	4	Pivot screw	9611-99-1763	9611-99-1763	

Pos	Qty	Denomination	30-75 kW
-----	-----	--------------	----------

Parts for flushed shaft seal

40	1	Seal housing	9612-5144-01
41	2	Screw for seal housing	9611-99-3232
42	2	Tube	9612-3589-01

Parts for double Mechanical shaft seal

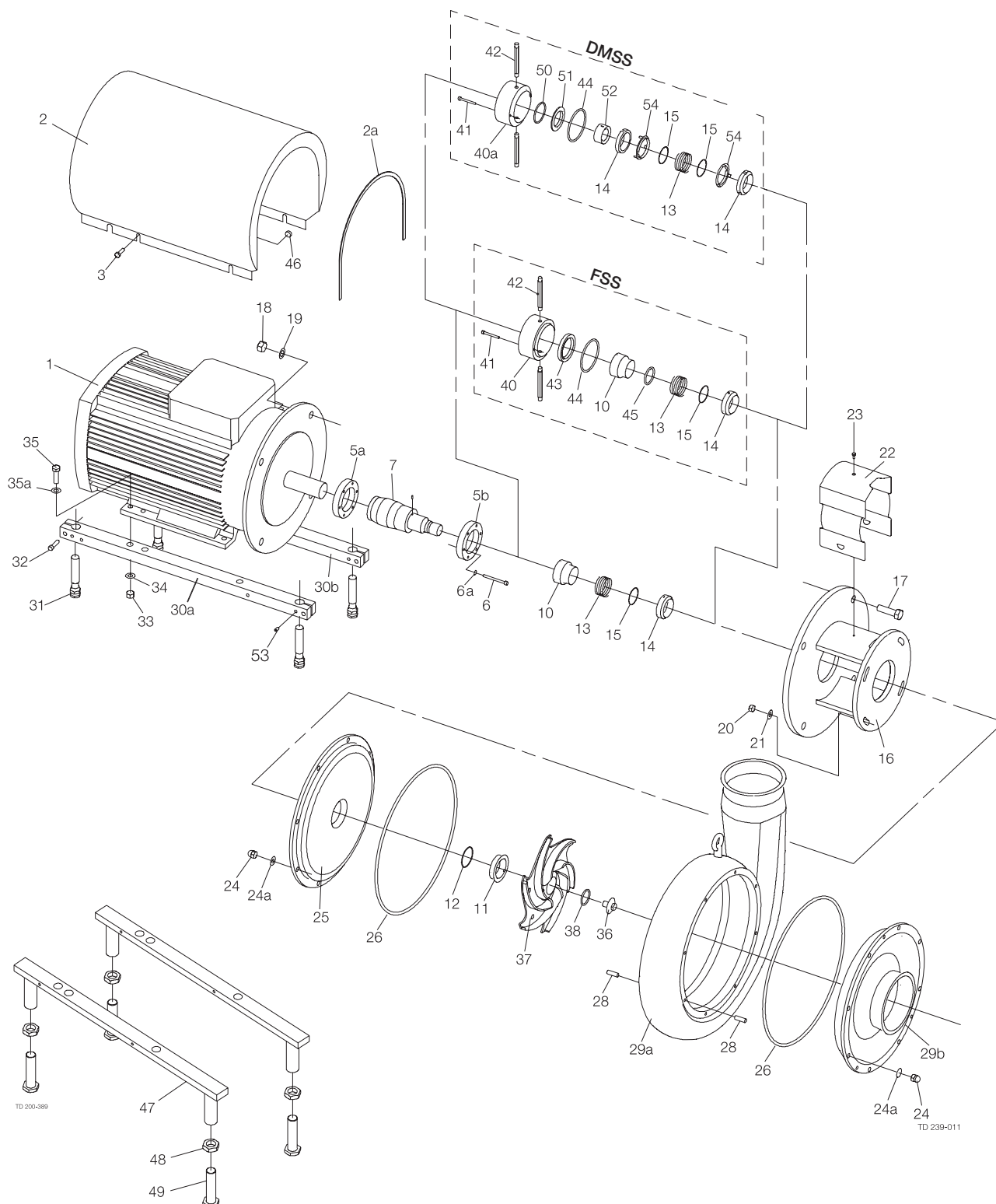
40a	1	Seal housing	9612-5914-01
41	2	Screw for seal housing	9611-99-3766
42	2	Tube	9612-3589-01

Accessories

1	1	Tool complete	9612-9037-01
---	---	---------------------	--------------

LKH-90 Centrifugal Pump Single, Flushed and Double Mechanical Shaft Seal

DMSS = Double Mechanical Shaft Seal. FSS = Flushed Shaft Seal



Legs for motor sizes 55-75 kW

Surface roughness, product wetted parts: Ra ≤ 0.8 µm

Pos	Qty	Denomination	30-75kW
25	1	Back plate	9612-5146-11
29	1	Pump casing, ISO-clamp	9613-4055-03
	1	Pump casing, DIN	9613-4055-04
29a	1	Pump cover, ISO-clamp	9613-4051-03
		Pump cover, DIN	9613-4051-04
36	1	Impeller screw	9612-9271-05
37	1	Impeller	9613-4059-02

C/SIC SIC/SIC

Service kit for single shaft seal

Service kit, EPDM (Std.)	□ 9611-92-2867	❖ 9611-92-2879
Service kit, NBR	□ 9611-92-2868	❖ 9611-92-2880
Service kit, FPM	□ 9611-92-2869	❖ 9611-92-2881
Service kit, FEP	□ 9611-92-2870	❖ 9611-92-2882

Service kit for flushed shaft seal

Service kit, EPDM (Std.)	◆ 9611-92-2871	◇ 9611-92-2883
Service kit, NBR	◆ 9611-92-2872	◇ 9611-92-2884
Service kit, FPM	◆ 9611-92-2873	◇ 9611-92-2885
Service kit, FEP	◆ 9611-92-2874	◇ 9611-92-2886

Service kit for double mechanical shaft seal

Service kit, EPDM (Std.)	★ 9611-92-2875	■ 9611-92-2887
Service kit, NBR	★ 9611-92-2876	■ 9611-92-2888
Service kit, FPM	★ 9611-92-2877	■ 9611-92-2889
Service kit, FEP	★ 9611-92-2878	■ 9611-92-2890

Parts marked with □◆★❖◇■ are included in the service kits.

Recommended Spare Parts: Service kits.

Shaft seal: See page 72

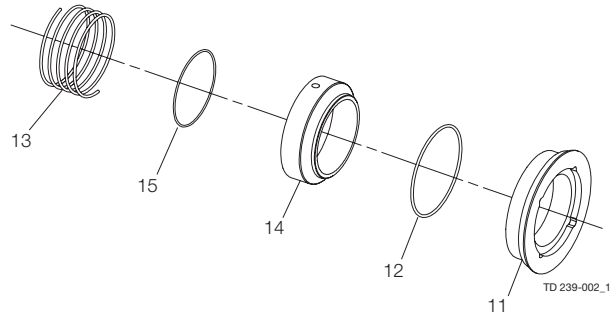
Conversion kit, single to flushed shaft seal EPDM C/SIC 9611-92-2246 = Pos 40+41+42+43+44+45

Conversion kit, single to double mechanical shaft seal EPDM C/SIC 9611-92-2420 = Pos.13+14+15+ 40a+41+42+44+50+51+52+54

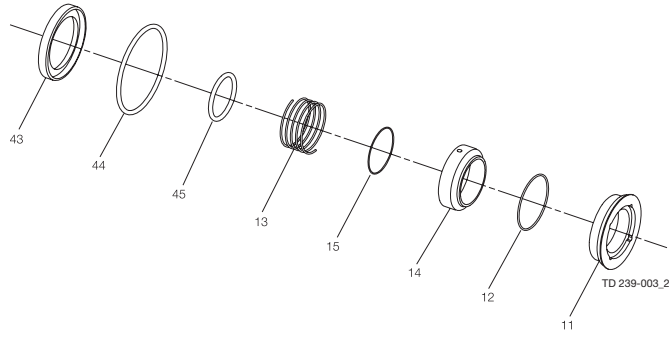
Conversion kit, flushed to double mechanical shaft seal EPDM C/SIC 9611-92-2421 = Pos.13+14+15+ 40a+41+50+51+52+54

900268/5

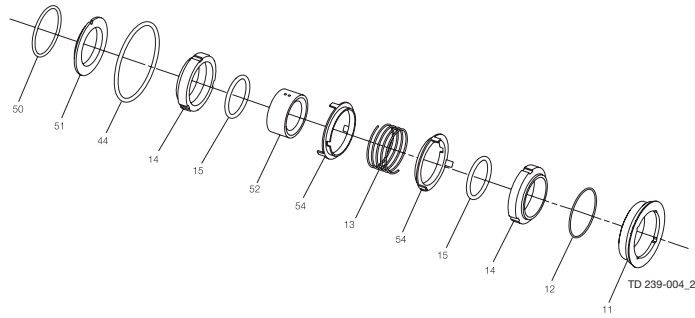
Single Shaft Seal



Flushed Shaft Seal



Double Mechanical Shaft Seal



LKH-70, LKH-80, LKH-85 and LKH-90 Centrifugal Pump, Shaft Seal

Pos	Qty	Denomination	EPDM (Standard)	NBR	FPM	FEP
Shaft seal for single shaft seal						
		□ Complete shaft seal, EPDM	9612-5151-01	9612-5151-02	9612-5151-03	9612-5151-04
11	1	Stationary seal ring, SiC.	9612-5152-01	9612-5152-01	9612-5152-01	9612-5152-01
12	1	O-ring	9611-99-3223	9611-99-3224	9611-99-3225	9611-99-3226
13	1	Spring	9612-5154-01	9612-5154-01	9612-5154-01	9612-5154-01
14	1	Rotating seal ring, carbon	9612-5153-01	9612-5153-01	9612-5153-01	9612-5153-01
15	1	O-ring	9611-99-3219	9611-99-3220	9611-99-3221	9611-99-3222
Alternatives for single shaft seal						
		* Complete shaft seal, EPDM	9612-5151-05	9612-5151-06	9612-5151-07	9612-5151-08
11	1	Stationary seal ring, SiC.	9612-5152-01	9612-5152-01	9612-5152-01	9612-5152-01
12	1	O-ring	9611-99-3223	9611-99-3224	9611-99-3225	9611-99-3226
13	1	Spring	9612-5154-01	9612-5154-01	9612-5154-01	9612-5154-01
14	1	Rotating seal ring SiC.	9612-5153-02	9612-5153-02	9612-5153-02	9612-5153-02
15	1	O-ring	9611-99-3219	9611-99-3220	9611-99-3221	9611-99-3222
Shaft seal for flushed shaft seal						
		◆ Complete shaft seal, EPDM	9612-5151-09	9612-5151-10	9612-5151-11	9612-5151-12
11	1	Stationary seal ring, SiC.	9612-5152-01	9612-5152-01	9612-5152-01	9612-5152-01
12	1	O-ring	9611-99-3223	9611-99-3224	9611-99-3225	9611-99-3226
13	1	Spring	9612-5154-01	9612-5154-01	9612-5154-01	9612-5154-01
14	1	Rotating seal ring, carbon	9612-5153-01	9612-5153-01	9612-5153-01	9612-5153-01
15	1	O-ring	9611-99-3219	9611-99-3220	9611-99-3221	9611-99-3222
43	1	Lip seal	9611-99-3263	9611-99-3263	9611-99-3263	9611-99-3263
44	1	O-ring for seal housing	9611-99-2153	9611-99-2153	9611-99-2153	9611-99-2153
45	1	O-ring for drive ring	31460-1056-1	31460-1056-1	31460-1056-1	31460-1056-1
Alternatives for flushed shaft seal						
		◇ Complete shaft seal, EPDM	9612-5151-13	9612-5151-14	9612-5151-15	9612-5151-16
11	1	Stationary seal ring, SiC.	9612-5152-01	9612-5152-01	9612-5152-01	9612-5152-01
12	1	O-ring	9611-99-3223	9611-99-3224	9611-99-3225	9611-99-3226
13	1	Spring	9612-5154-01	9612-5154-01	9612-5154-01	9612-5154-01
14	1	Rotating seal ring SiC.	9612-5153-02	9612-5153-02	9612-5153-02	9612-5153-02
15	1	O-ring	9611-99-3219	9611-99-3220	9611-99-3221	9611-99-3222
43	1	Lip seal	9611-99-3263	9611-99-3263	9611-99-3263	9611-99-3263
44	1	O-ring for seal housing	9611-99-2153	9611-99-2153	9611-99-2153	9611-99-2153
45	1	O-ring for drive ring	31460-1056-1	31460-1056-1	31460-1056-1	31460-1056-1
Double mechanical shaft seal						
		○ Complete shaft seal, EPDM	9612-5151-17	9612-5151-18	9612-5151-19	9612-5151-20
11	1	Stationary seal ring, SiC.	9612-5152-01	9612-5152-01	9612-5152-01	9612-5152-01
12	1	O-ring	9611-99-3223	9611-99-3224	9611-99-3225	9611-99-3226
13	1	Spring	9612-6383-01	9612-6383-01	9612-6383-01	9612-6383-01
14	2	Rotating seal ring, carbon	9612-6380-01	9612-6380-01	9612-6380-01	9612-6380-01
15	2	O-ring	9611-99-3219	9611-99-3220	9611-99-3221	9611-99-3222
44	1	O-ring for seal housing	9611-99-2153	9611-99-2153	9611-99-2153	9611-99-2153
50	1	O-ring	9611-99-3747	9611-99-3747	9611-99-3747	9611-99-3747
51	1	Sec. stationary seal ring, SiC.	9612-6382-01	9612-6382-01	9612-6382-01	9612-6382-01
52	1	Drive ring	9612-6381-01	9612-6381-01	9612-6381-01	9612-6381-01
54	2	Cup	9612-6395-01	9612-6395-01	9612-6395-01	9612-6395-01
Alternatives for double mechanical shaft seal						
		■ Complete shaft seal, EPDM	9612-5151-21	9612-5151-22	9612-5151-23	9612-5151-24
11	1	Stationary seal ring, SiC.	9612-5152-01	9612-5152-01	9612-5152-01	9612-5152-01
12	1	O-ring	9611-99-3223	9611-99-3224	9611-99-3225	9611-99-3226
13	1	Spring	9612-6383-01	9612-6383-01	9612-6383-01	9612-6383-01
14	2	Rotating seal ring, SiC.	9612-6380-02	9612-6380-02	9612-6380-02	9612-6380-02
15	2	O-ring	9611-99-3219	9611-99-3220	9611-99-3221	9611-99-3222
44	1	O-ring for seal housing	9611-99-2153	9611-99-2153	9611-99-2153	9611-99-2153
50	1	O-ring	9611-99-3747	9611-99-3747	9611-99-3747	9611-99-3747
51	1	Sec. stationary seal ring, SiC.	9612-6382-01	9612-6382-01	9612-6382-01	9612-6382-01
52	1	Drive ring	9612-6381-01	9612-6381-01	9612-6381-01	9612-6381-01
54	2	Cup	9612-6395-01	9612-6395-01	9612-6395-01	9612-6395-01

900021/3

How to contact Alfa Laval

Contact details for all countries are continually updated on our website.

Please visit www.alfalaval.com to access the information direct.